

# Social monogamy and egg production in the snapping shrimp *Alpheus brasileiro* (Caridea: Alpheidae) from the south-eastern coast of Brazil

RÉGIS AUGUSTO PESGINELLI, THIAGO MAIA DAVANSO AND ROGÉRIO CAETANO COSTA

Laboratory of Biology of Marine and Freshwater Shrimp (LABCAM), Department of Biological Sciences, School of Sciences, University of São Paulo State (UNESP), Av. Eng. Luiz Edmundo Corrijo Coube, 14-01, 17033-360 Bauru, SP, Brazil

*This study tested for social monogamy in Alpheus brasileiro Anker, 2012. We also analysed egg production in this species. Sampling was conducted bimonthly from March 2013 to January 2014, and specimens were collected manually in the intertidal estuarine zone of Cananéia, São Paulo, Brazil. A total of 186 specimens (92 males and 94 females) were captured, and ~46% of them were found living in heterosexual pairs. The carapace length (CL mm) of paired males and females was positively correlated. We analysed 35 females carrying eggs underneath the abdomen: 28 of these females had eggs in stage I of development, four had eggs in stage II, and three had eggs in stage III. The average ( $\pm$ SD) mean fecundity for females carrying early (stage I) eggs was 149 ( $\pm$ 93) eggs. Egg volume differed significantly among developmental stages, with a 35.4% increase in egg volume between stages I and III. The egg volume and size (CL) of females correlated positively. A positive correlation between the number of eggs and carapace length was found, with a proportional increase in the number of eggs according to the size of females. Our results suggest that the studied population of A. brasileiro is socially monogamous and provide the first insights into egg production in this species.*

**Keywords:** Heterosexual pairing, mating system, reproduction, breeding biology, intertidal

Submitted 3 November 2015; accepted 1 June 2016; first published online 30 June 2016

## INTRODUCTION

Social monogamy is defined as the close association of one male and one female and often involves cooperation with respect to breeding activities (Wickler & Seibt, 1981). Social monogamy has been demonstrated for several species of invertebrates and vertebrates (Wickler & Seibt, 1981; Mathews, 2002a). However, social monogamy does not necessarily imply sexual monogamy (Bull *et al.*, 1998). Several hypotheses on the evolution of monogamous systems are based on species with biparental care (Mathews, 2002a). Kleiman (1977) used the term ‘obligate monogamy’ to describe cases in which males and females can each increase their fitness when sharing the responsibilities of caring for offspring. However, social monogamy also occurs in different taxa even when biparental care does not, as in the case of decapod crustaceans belonging to the genus *Alpheus* (Mathews, 2002a). Two hypotheses explain the evolution of social monogamy in species with no biparental care: (1) the *territorial cooperation* hypothesis (Wickler & Seibt, 1981), in which individuals of both sexes are responsible for maintaining and protecting their micro-habitat through activities such as foraging and burrow maintenance; and (2) the *mate-*

*guarding* hypothesis (Grafen & Ridley, 1983) in which pairing occurs pre- and post-mating, i.e. only during the reproductive period, and which, in some cases, extends beyond more than one reproductive cycle. In any case, this strategy can be helpful in the defence of habitats from predators and in the acquisition and maintenance of food (Mathews, 2002a).

The monogamy system employed by many crustaceans is a strategy of individual fidelity among both sexes in order to defend and share a specific microhabitat or refuge (Correa & Thiel, 2003; Thiel & Baeza, 2001). The formation of heterosexual pairs reduces the possibility of copula with several partners among caridean shrimp as well movement between refuges (Thiel & Baeza, 2001). Several factors contribute to the formation of heterosexual pairs: low population densities, the dispersed distribution of refuges (which limits the probability of encounters between males and extra-pair females), and high predation pressure outside refuges (Thiel & Baeza, 2001; Correa & Thiel, 2003).

Monogamy is the most common mating system among Alpheidae. It also occurs among Gnathophyllidae, Hippolytidae and Palaemonidae (Correa & Thiel, 2003). Females of Alpheidae shrimps exhibit sexual receptivity for a short period of time after moulting (Nelson, 1991). Furthermore, under conditions that make searching for females costly to males (i.e. low population density or a male-biased operational sex ratio), pairing with pre-receptive females would be selectively advantageous for males (Wickler & Seibt, 1981;

**Corresponding author:**  
R.A. Pescinelli  
Email: regispescinelli@yahoo.com.br

Grafen & Ridley, 1983). The relationship between territoriality and the formation of monogamous pairs probably lies in the benefits of territorial cooperation. Heterosexual pairing behaviours among Alpheidae are linked to territoriality, and some factor or factors make cooperation in territorial maintenance advantageous to one or both sexes (Mathews, 2002a). Responsibilities such as territory defence, burrow construction, and foraging can be shared in order to reduce costs to the two sexes (Mathews, 2002a).

There is a lack of information on the biological, ecological and behavioural aspects of Alpheidae species, especially in the case of the *Alpheus armillatus* Anker, 2012 species complex (Anker, 2012), which is native to the western Atlantic. The lack of information on representatives of this species complex is probably due to the cryptic lifestyle exhibited by this group. Many Alpheidae species live in microhabitats under rocks, in self-excavated burrows in sandy, muddy or rocky substrates, and in crevices among coral rocks (Mathews & Anker, 2009). In addition, many species in the genus *Alpheus* Fabricius, 1798 are cryptic and pseudo-cryptic; they are identified through the comparison of colour patterns or genetics, which makes identification difficult (Anker *et al.*, 2009).

*Alpheus brasileiro* Anker, 2012 belongs to the *A. armillatus* species complex. It is found in exposed reef areas with natural pools, as well as in estuarine areas with rocks (Anker, 2012). The species is endemic to the Brazilian coast; it ranges from the state of Pará to Santa Catarina (Anker, 2012). However, populations are mainly found in microhabitats, such as under rocks in estuarine areas (Anker, 2012). Considering the fact that these shrimps live in very inconspicuous microhabitats (refuges), sampling requires special attention. It is also difficult to identify this species because *A. brasileiro* presents morphological characteristics that are very similar to other species of the *Alpheus armillatus* complex (Anker, 2012).

Egg production is an important parameter to be considered in the analysis of this organism's reproductive strategy (Bertini & Baeza, 2014). It can be used to estimate both the stock size and the reproductive potential of a given species or population

(Hattori & Pinheiro, 2003). Several factors can influence egg production, from environmental pressures to genetic predisposition (Sastry, 1983). The fecundity of aquatic organisms represents high plasticity and differentiation at inter- and intraspecific levels (Anger & Moreira, 1998).

Although the genus *Alpheus* is the most widely represented genus in the family Alpheidae (Anker *et al.*, 2006; De Grave & Fransen, 2011), studies that address the different aspects of its population dynamics and reproductive biology are scarce, especially for newly described species. Most studies on this genus, such as those by Mathews (2006), Mathews & Anker (2009) and Anker (2012), have focused on taxonomy. In Brazil, Mossolin *et al.* (2006) and Pavanelli *et al.* (2008) analysed the population structure and reproductive strategy of *A. carlae* (as *A. armillatus*) in the northern region of São Paulo State. Pavanelli *et al.* (2010) also analysed environmental effects on reproductive performance in different populations of the snapping shrimp *Alpheus nuttingi* (Schmitt, 1924), and Costa-Souza *et al.* (2014) studied the reproductive biology and heterosexual pairing of *Alpheus estuariensis* Christoffersen, 1984 in southern Bahia State. Information on the population distribution and reproductive performance of *A. brasileiro* is lacking.

The aim of this study is to test for social monogamy in *A. brasileiro* and analyse egg production.

## MATERIALS AND METHODS

### Study area

The sampling area was an intertidal estuary (25°04'11.2"S 48°03'08.9"W) (Figure 1) characterized by sediment composed of a mixture of sand, mud and rocks that are randomly dispersed throughout the site. Rocks are exposed during low tide, but small puddles of water form and provide refuge to *A. brasileiro*. The edges of the estuary are composed of a dense mangrove forest and are partially flooded during high tide.

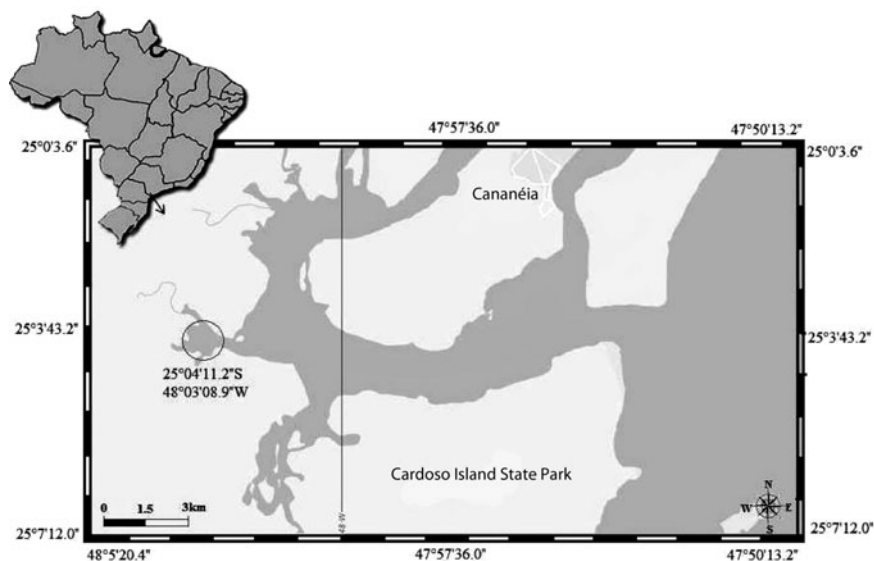


Fig. 1. Study area, intertidal estuarine zone of Cananéia, São Paulo, Brazil.

## Sampling

Due to *A. brasileiro*'s low population density at the study site in previous samplings and the limited size of the sampling area (~600 m<sup>2</sup>), collections were performed bimonthly in order to avoid any major population disruptions. Samples were collected from March 2013 to January 2014 during low tide periods. The sampling area was divided into three sub-areas perpendicular to the water line, 10 m apart, and measuring 20 m in length and 5 m in width. In each sub-area, three 1 m<sup>2</sup> units were marked, for a total of nine units sampled each month. Units were set equidistant from each other in each sub-area (methodology adapted from Vergamini & Mantelatto, 2008; Costa-Souza *et al.*, 2014).

All *A. brasileiro* specimens present in each sampling unit were collected during each sampling event. Shrimp were collected manually by two people with a catch effort of 2 h per person. Rocks and sediment were removed to facilitate specimen capture. Upon collection, shrimp were kept in coolers with crushed ice. Paired individuals were kept together. Next, the shrimp were transported to the laboratory where different measurements were recorded.

All specimens captured were identified according to specific keys (Chace, 1972; Anker, 2012; Soledade & Almeida, 2013), and sex was identified according to the presence (males) or absence (female) of appendices masculinae in the endopods of the second pair of pleopods (Bauer, 2004). Carapace length (CL) was measured from the postorbital margin to the posterior margin of the carapace using a digital calliper (0.01 mm) and a stereomicroscope with an ocular micrometre.

## Testing for social monogamy

We compared the observed distribution (i.e. frequency of occurrence of refuges with paired and unpaired shrimps) with a Truncated Poisson distribution. Significant differences between the distributions were examined using a Chi-square test of goodness-of-fit (Sokal & Rohlf, 1981).

A Chi-square test of independence (Sokal & Rohlf, 1995) was used to determine any differences in the frequency of pairings that included females carrying eggs at different stages of development. The carapace lengths (CL) of paired and unpaired shrimp were measured in order to determine the sizes at which pairing started. The difference in size (CL) between categories (paired and unpaired shrimp) and sex (males and females) was tested by two-way ANOVA. The correlation between the sizes of males and females was determined by applying Pearson's correlation coefficient ( $\alpha = 0.05$ ).

## Egg production

Eggs were removed from each ovigerous female, placed in a Petri dish, counted, and then classified as one of three stages of embryonic development (Mossolin *et al.*, 2006): early stage (I), with no eyes and with yolk occupying 75–100% of egg volume; intermediate stage (II), with vestigial eyes and with yolk occupying about 50–75% of egg volume; and final stage (III), with developed eyes and with the yolk occupying 25–50% of egg volume. Twenty eggs were randomly selected from each female and the length and width of each egg was measured under a stereomicroscope equipped with an

ocular micrometre. The measurements above were used to calculate egg volume (EV) using the formula  $EV = 1/6 * \pi * I^3$  (EV: volume; I: mean diameter) (Jones & Simons, 1983).

All females with eggs in stage I were used for the analysis of fecundity and variability in this parameter with female body size. The Kruskal–Wallis test was used to determine any differences in number and volume of eggs between stages of development. The Pearson correlation was used to analyse the relationship between female size and fecundity, as well as the relationship between female size and egg volume separately.

## RESULTS

### Testing for social monogamy

During the study period, 186 specimens were captured (92 males and 94 females). Carapace length ranged from 2.82 to 8.52 mm ( $5.23 \pm 1.48$  mm) in males and from 2.95 to 10.07 mm ( $5.15 \pm 1.48$  mm) in females. A total of 100 shrimp were found living under solitary conditions: 49 males and 51 females. A total of 43 pairs were collected; these pairs corresponded to 46.24% of all specimens sampled. All of the shrimp living in pairs were heterosexual couples. The population distribution of *A. brasileiro* displayed a random pattern (Chi-square test of goodness-of-fit,  $\chi^2 = 142.87$ ,  $df = 2$ ,  $P = 0.999$ ). There was no difference in the proportion of refuges with paired shrimps compared with the number expected by chance alone ( $\chi^2$  test of goodness-of-fit,  $\chi^2 = 0.308$ ,  $df = 1$ ,  $P = 0.578$ ), as well as in the number of refuges with one shrimp compared with the number expected by chance alone ( $\chi^2$  test of goodness-of-fit,  $\chi^2 = 0.121$ ,  $df = 1$ ,  $P = 0.726$ ). The proportion of paired shrimp specimens was higher than 50% in 3 months during the study period (May 2013, 54%; September 2013, 80%; January 2014, 60%). In the other 3 months, however, the proportion of paired shrimp specimens was less than 50% (March 2013, 47%; July 2013, 43.63%; November 2013, 17%).

A total of nine unpaired females were carrying eggs. Females were carrying eggs in 26 (60.46%) of the 43 pairs; this was more frequent in May 2013 (Table 1). Of these 26 ovigerous females, 20 (76.9%), 4 (15.4%) and 2 (7.7%) were carrying eggs in stages I, II and III, respectively. There was no statistically significant difference in the frequency of ovigerous or non-ovigerous paired females (Chi-square test of independence  $\chi^2 = 3.01$ ,  $df = 1$ ,  $P = 0.0827$ ). However, the frequency of ovigerous paired females in each stage of egg development was compared, and there were significant differences in the frequency of paired females with eggs in stage I vs stage II ( $\chi^2 = 10.67$ ,  $df = 1$ ,  $P = 0.0011$ ) and in stage I vs stage III ( $\chi^2 = 14.73$ ,  $df = 1$ ,  $P = 0.0001$ ). There were no significant differences in the frequency of paired females with eggs in stage II vs eggs in stage III ( $\chi^2 = 0.67$ ,  $df = 1$ ,  $P = 0.4142$ ).

The size of paired males (CL) ranged from 3.57 to 7.76 mm ( $4.88 \pm 1.18$  mm), while paired female size (CL) ranged from 3.72 to 7.81 mm ( $5.04 \pm 1.01$  mm). The size of unpaired males (CL) ranged from 2.77 to 8.52 mm ( $5.38 \pm 1.49$ ), while unpaired female size (CL) ranged from 2.50 to 10.07 mm ( $5.37 \pm 1.47$ ). A two-way ANOVA detected an effect of group size (paired vs unpaired) on shrimp body size ( $F = 4.21$ ,  $P = 0.042$ ). However, sex (male vs female) in both categories (paired and unpaired) did not affect shrimp

**Table 1.** *Alpheus brasileiro* Anker (2012). Monthly frequency of male-female pairs specimens collected from March 2013 to January 2014 in Cananéia, São Paulo, Brazil.

Months	March/13	*May/13	July/13	*September/13	November/13	*January/14
Pairs	8	16	12	2	2	3
Pairs with ovigerous females	1	15	10	0	1	0
Single male	6	15	16	1	10	1
Single female	12	12	15	0	9	3
Total	34	59	55	5	23	10

\*Indicates months in which pairing was greater than 50%.

body size ( $F = 0.13$ ,  $P = 0.715$ ). The formation of pairs occurred in size classes (CL) from 3–4 to 7–8 mm (Figure 2). There was a statistically significant positive correlation between the carapace length (CL mm) of paired males and females (Pearson's correlation,  $r = 0.78$ ;  $P < 0.05$ ) (Figure 3).

### Egg production

A total of 35 ovigerous females were analysed: 28 were found in development stage I, four were found in stage II, and three were found in stage III. The data on average fecundity and egg volume relative to embryo development stages are shown in Table 2. The egg number in each stage of embryonic development was different; however, this variation was not statistically significant (Kruskal–Wallis/Dunn:  $H = 3.32$ ;  $P > 0.05$ ).

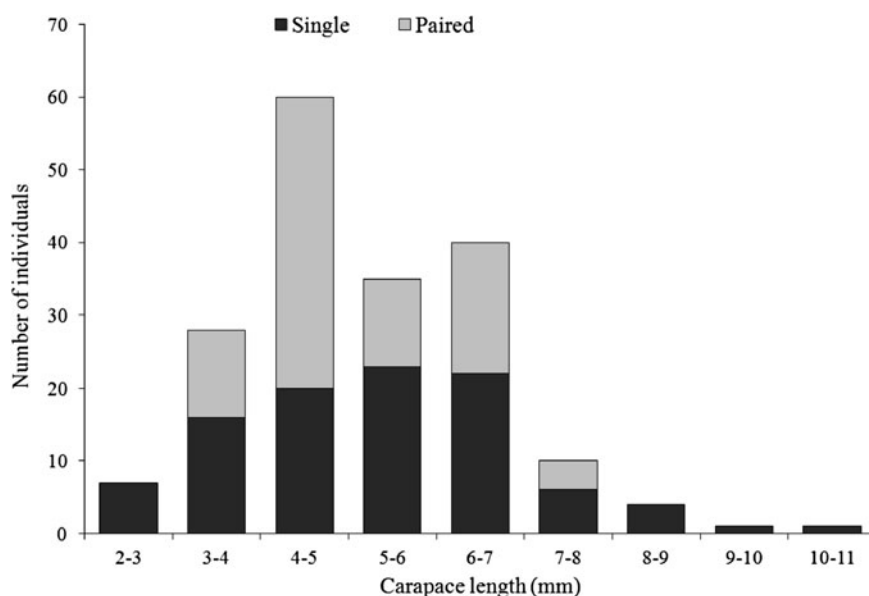
Egg volume differed significantly (Kruskal–Wallis/Dunn:  $H = 85$ ;  $P < 0.05$ ) when the developmental stages were compared; there was a 35.4% increase in egg volume between stages I and III (Table 2). A positive correlation between the number of eggs and carapace length was found (Pearson's correlation,  $r = 0.82$ ;  $P < 0.05$ ), with a proportional increase in the number of eggs according to the size of females (Figure 4). However, there was no correlation between egg volume and the size of the females (Pearson's correlation,  $r = 0.32$ ;  $P > 0.05$ ).

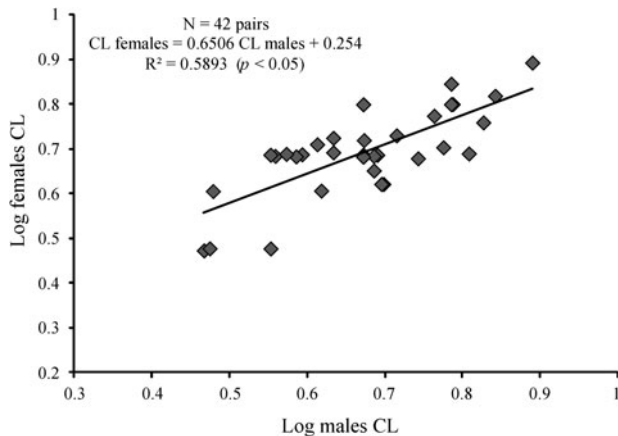
## DISCUSSION

### Testing for social monogamy

Although there is no difference in the proportion of refuges with paired shrimp compared with the number expected by chance alone, the *A. brasileiro* population studied exhibits other characteristics that suggest that this species is socially monogamous, for instance, heterosexual pairs were found during periods in which females were not receptive (non-ovigerous). Also we found a positive correlation between paired male and female sizes (size-assortative pairing). This system has also been confirmed for other *Alpheus* species (Nolan & Salmon, 1970; Knowlton, 1980; Boltaña & Thiel, 2001; Mathews, 2002b; Correa & Thiel, 2003; Rahman *et al.*, 2003). The presence of heterosexual pairs with refuge sharing even in periods in which females are not receptive, and the correlation between male and female sizes within pairs, are considered indicators of a monogamous mating system (Knowlton, 1980; Baeza & Thiel, 2003; Baeza, 2008, 2010).

*Alpheus brasileiro* pairing occurred among specimens that were smaller than the smallest ovigerous female, a finding which indicates that pairing occurs prior to the first reproductive cycle. Due to the low population density and the small number of ovigerous females collected during the

**Fig. 2.** *Alpheus brasileiro* Anker (2012). Number of paired shrimps (male-female) organized by size class; collected in Cananéia, São Paulo, Brazil.



**Fig. 3.** *Alpheus brasileiro* Anker (2012). Correlation between carapace length (CL) of paired males and females collected in Cananéia, São Paulo, Brazil.

study, it cannot be concluded that pairing always occurs prior to the first reproductive cycle. However, considering that females of many species of Alpheidae are sexually receptive only for a short period of time after moulting (Correa & Thiel, 2003), males displaying the pre-copulatory behaviour of guarding females prior to their moulting period may have a selective advantage (Mathews 2002a). Because the period in which females are receptive is short, the earlier formation of couples could reduce the risk of reproductive male exclusion from a reproductive cycle (Correa & Thiel, 2003).

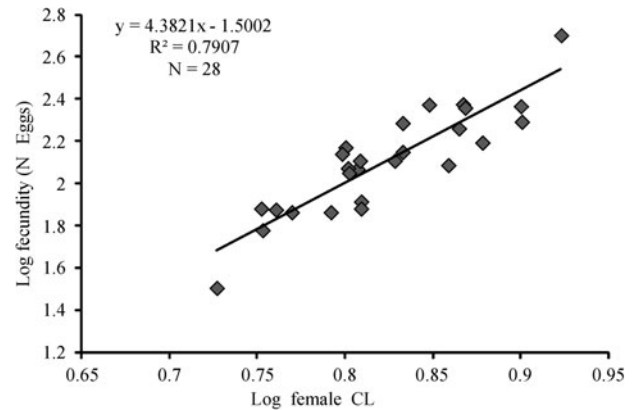
Additional evidence of monogamy in *A. brasileiro* is the existence of size-assortative pairing. Size-assortative pairing is present mainly in species that form long-term monogamous pairs and is associated with restrictions of space and growth under similar resource conditions for long periods of time (Baeza, 2008). This feature is frequent among species with a monogamous social system, and it has also been found in *A. estuariensis* (Costa-Souza *et al.*, 2014), *A. heterochaelis* (Nolan & Salmon, 1970), *A. armatus* (Knowlton, 1980) and *Alpheus inca* (Boltaña & Thiel, 2001). Size-assortative pairing also has been reported for various other monogamous crustaceans like *Pontonia margarita*, *Pinnixa transversalis* and *Pontonia maningi* (Baeza, 1999, 2008; Baeza *et al.*, 2016). One explanation for this formation of similarly sized pairs is intensity of the behavioural interactions during pairing and courtship, in which the smaller females escape while females that are similar in size to males remain until pairing occurs (Nolan & Salmon, 1970).

The benefits of sharing a refuge may also contribute to the monogamous behaviour exhibited by *A. brasileiro*. Pairing reduces the territory maintenance costs for both sexes, but

**Table 2.** *Alpheus brasileiro* Anker (2012). Fecundity, egg volume ( $\text{mm}^3$ ), and increase in egg volume during different stages of development among specimens collected in Cananéia, São Paulo, Brazil.

Stage	N	CL (mm)	Fecundity	Egg volume	Increase (%)
			Mean $\pm$ SD	Mean $\pm$ SD	
		Min – Max	Mean $\pm$ SD	Mean $\pm$ SD	
I	28	5.30–8.37	149 $\pm$ 93	0.124 $\pm$ 0.025	6.1 (I–II)
II	4	6.28–7.75	169 $\pm$ 53	0.132 $\pm$ 0.006	27.3 (II–III)*
III	3	5.88–7.26	187 $\pm$ 182	0.168 $\pm$ 0.029	35.4 (I–III)*

\*Statistically significant values.



**Fig. 4.** *Alpheus brasileiro* Anker (2012). Correlation between carapace length (CL) and the fecundity of females with eggs in development stage I. Specimens were collected in Cananéia, São Paulo, Brazil.

the roles played by the sexes differ. Mathews (2002a) studied territorial cooperation in *A. angulosus* populations (also part of the *A. armillatus* species complex) and found that, when paired, females use more energy in the construction and maintenance of burrows and males are more active in territory defence; both sexes participate in foraging.

The low population density of *A. brasileiro* inhabiting dispersed burrows is a trait that is commonly found in species with monogamous social behaviour (Correa & Thiel, 2003). Refuges for species presenting this behaviour are usually discrete and inhabited by a heterosexual pair (Thiel & Baeza, 2001), as also observed for *A. brasileiro*. These species are commonly found in environments with a high predation risk, which reduces the displacement of individuals; therefore, shelters such as burrows are used by the couples in a territorial cooperation (Correa & Thiel, 2003; Bauer, 2004; Baeza *et al.*, 2011).

Our results suggest that the studied population of *A. brasileiro* is socially monogamous. However, future studies are needed to more precisely understand the factors that affect the duration of monogamous pairing. Experimental studies are of fundamental importance to better understand this complex system in *A. brasileiro*.

## Egg production

The snapping shrimp *A. brasileiro* exhibited lower fecundity relative to other species of the family Alpheidae, including those from the *A. armillatus* complex (Table 3). This variation may be a reflection of differences specific to the sample area; egg production can be influenced by many factors, from genetic factors to environmental parameters such as salinity, temperature and the photoperiod (Sastry, 1983). The availability and energetic quality of the food available can also influence egg production by crustaceans: gonad development (and, as a result, egg production) is affected in situations of low food availability or poor quality food (Cavalli *et al.*, 1999; Bertini & Baeza, 2014).

Fecundity and female size were found to be positively correlated, a finding which indicates that body size influences egg production by *A. brasileiro*. This correlation has also been reported for various other species, including *A. estuariensis* (Costa-Souza *et al.*, 2014), *A. carlae* (as *A. armillatus*) (Pavanelli *et al.*, 2008, 2010), and *Alpheus euphrosyne* De

**Table 3.** *Alpheus brasiliro* Anker (2012) Size, fecundity, and egg volume of females from the family Alpheidae (CL, carapace length; EV, egg volume).

Species	CL (mm)			Fecundity EV			Locality	Reference
	N	Min	Max	Min	Max	(mm <sup>3</sup> )		
<i>Alpheus carlae</i>	31	7.7	14.1	42	1979	0.10	São Paulo, Brazil	Pavanelli et al. (2008)
<i>Alpheus nuttingi</i>	27	11	18.6	949	4222	0.09	São Paulo, Brazil	Pavanelli et al. (2010)
<i>Alpheus e. euphrosyne</i>	41	11	19.2	141	1553	0.004	Cochin, India	Harikrishnan et al. (2010)
<i>Alpheus estuariensis</i>	46	7.5	12.2	33	443	0.11	Bahia, Brazil	Costa-Souza et al. (2014)
<i>Alpheus normanni</i>	7	4.1	7.4	68	584	0.09	Puerto Rico	Bauer (1991)
<i>Alpheus armillatus</i>	4	7.4	8.8	146	504	0.18	Florida, USA	Corey & Reid (1991)
<i>Alpheus brasiliro</i>	28	5.3	8.4	32	503	0.12	São Paulo, Brazil	Present study

Adapted from Pavanelli et al. (2008) and Costa-Souza et al. (2014).

Man, 1987 (Harikrishnan et al., 2010). Female size is considered the main determining factor in fecundity, with larger females having higher fecundity compared with smaller females; the larger the female, the more space there will be for the accommodation of eggs in the abdomen (Corey & Reid, 1991). The maximum size of 10.07 mm (CL) found in the present study may explain the lower fertility exhibited by *A. brasiliro* when compared with the rate found by Pavanelli et al. (2008) in their study on *A. carlae* (as *A. armillatus*), since the maximum size for this species was higher (Table 3).

Fecundity can vary among populations, but differences between initial and final stages of development have been reported as a loss of eggs (Corey & Reid, 1991). These differences in fecundity during embryonic development are commonly found in species of the Infraorder Caridea (Wehrmann & Lardies, 1999). However, as for *A. carlae* (as *A. armillatus*) (Pavanelli et al., 2008), the fecundity in *A. brasiliro* has not decreased during egg developmental stages. This consistency may be the result of female morphology, which requires enough space in the abdomen for egg development until the larvae hatch. It may also be linked to the presence of males during egg incubation, since their presence ensures additional defence for both females and their territory (Pavanelli et al., 2008).

Variation in fecundity among development stages may be caused by parasite infestation, maternal cannibalism, or even by risks that are intensified as incubation time increases, such as the friction between the eggs and the substrate (Balasundaram & Pandian, 1982). The females' egg mass cleaning activity may also influence embryo survival. Females with eggs use the chelae of the second pereopods to clean the egg mass and to remove sediment and unfertilized eggs, thereby preventing bacterial growth in fertilized eggs (Bauer, 2004). In *A. brasiliro*, socially monogamous behaviour may help to reduce predation risks and may also allow females to take greater care of the egg mass, thus decreasing the risk of egg loss.

Despite the constant increase in egg volume during incubation found in the present study (an increase which reached 35.4% between stages I and III), this increase is considered low when compared with the 64.3% increase found in a study on *A. carlae* (as *A. armillatus*) (Pavanelli et al., 2008), the 87.4% found in a study on *A. nuttingi* (Pavanelli et al., 2010) and the 45.4% increase found in a study on *A. estuariensis* (Costa-Souza et al., 2014). The positive correlation between developmental stage and the increase in egg volume is due to the increased permeability of the membranes (Pavanelli et al.,

2008). During the final developmental stage, the eggs absorb water more quickly, a process which regulates osmotic pressure and facilitates membrane rupture during hatching (Pavanelli et al., 2008).

The present study provides the first insights into the biology of *A. brasiliro*, including information that suggests social monogamy in this species. Future studies should focus their attention on the behaviour and reproductive biology of *A. brasiliro*.

#### ACKNOWLEDGEMENTS

The authors are grateful to the São Paulo Research Foundation (FAPESP) (Grant No. 2013/12136-4 awarded to R.A.P.), to Thematic Biota (Grant No. 2010/50188-8 awarded to R.C.C.) and to the Brazilian National Council for Scientific and Technological Development (CNPq) (Research Scholarship No. 305919/2014-8 awarded to R.C.C.). The authors are grateful to Dr J. Antonio Baeza for the help with statistical analyses and all suggestions. We also thank the LABCAM co-workers for their help during the fieldwork. All experiments conducted during this study complied with current applicable state and federal laws in Brazil.

#### REFERENCES

- Anger K. and Moreira S.G. (1998) Morphometric and reproductive traits of tropical caridean shrimps. *Journal of Crustacean Biology* 18, 823–838.
- Anker A. (2012) Revision of the western Atlantic members of the *Alpheus armillatus* H. Milne Edwards, 1837 species complex (Decapoda, Alpheidae), with description of seven new species. *Zootaxa* 3386, 1–109.
- Anker A., Ah Yong S.T., Noël P.Y. and Palmer A.R. (2006) Morphological phylogeny of Alpheid shrimps: parallel preadaptation and the origin of a key morphological innovation, the snapping claw. *Evolution* 60, 2507–2528.
- Anker A., Hurt C. and Knowlton N. (2009) Description of cryptic taxa within the *Alpheus bouvieri* A. Milne-Edwards, 1878 and *A. hebes* Kim and Abele, 1988 species complexes (Crustacea: Decapoda: Alpheidae). *Zootaxa* 2153, 1–23.
- Baeza J.A. (1999) Indicators of monogamy in the commensal crab *Pinnixa transversalis* (Milne Edwards & Lucas) (Decapoda: Brachyura: Pinnoteridae): population distribution, male-female association and sexual dimorphism. *Revista de Biología Marina y Oceanografía* 34, 303–313.

- Baeza J.A.** (2008) Social monogamy in the shrimp *Pontonia margarita*, a symbiont of *Pinctada mazatlanica*, in the tropical eastern Pacific coast. *Marine Biology* 153, 387–395.
- Baeza J.A.** (2010) The symbiotic lifestyle and its evolutionary consequences: social monogamy and sex allocation in the hermaphroditic shrimp *Lysmata pederseni*. *Naturwissenschaften* 97, 729–741.
- Baeza J.A., Bolaños J.A., Hernandez J.E., Lira C. and López R.** (2011) Monogamy does not last long in *Pontonia mexicana*, a symbiotic shrimp of the amber pen-shell *Pinna carnea* from the southeastern Caribbean Sea. *Journal of Experimental Marine Biology and Ecology* 407, 41–47.
- Baeza J.A., Simpson L., Ambrosio L.J., Guéron R. and Mora N.** (2016) Monogamy in a hyper-symbiotic shrimp. *PLoS ONE* 11, e0149797.
- Baeza J.A. and Thiel M.** (2003) Predicting territorial behavior in symbiotic crabs using host characteristics: a comparative study and proposal of a model. *Marine Biology* 142, 93–100.
- Balasundaram C. and Pandian T.J.** (1982) Egg loss during incubation in *Macrobrachium nobilii*. *Journal of Experimental Marine Biology* 59, 289–299.
- Bauer R.T.** (1991) Analysis of embryo production in a caridean shrimp guild from a tropical seagrass meadow. In Wenner A. and Kuris A. (eds) *Crustacean egg production*. Rotterdam: A.A. Balkema Press, pp. 181–191.
- Bauer R.T.** (2004) *Remarkable shrimps: adaptations and natural history of the Carideans*. Norman, OK: University of Oklahoma Press.
- Bertini G. and Baeza A.** (2014) Fecundity and fertility in a freshwater population of the neotropical amphidromous shrimp *Macrobrachium acanthurus* from the southeastern Atlantic. *Invertebrate Reproduction and Development* 58, 207–217.
- Boltaña S. and Thiel M.** (2001) Associations between two species of snapping shrimp, *Alpheus inca* and *Alpheopsis chilensis* (Decapoda: Caridea: Alpheidae). *Journal of the Marine Biological Association of the United Kingdom* 81, 633–638.
- Bull C.M., Cooper S.J.B. and Baghurst B.C.** (1998) Social monogamy and extra pair fertilization in an Australian lizard, *Tiliqua rugosa*. *Behavioral Ecology and Sociobiology* 44, 63–72.
- Cavalli R.O., Lavens P. and Sorgeloos P.** (1999) Performance of *Macrobrachium rosenbergii* broodstock fed diets with different fatty acid composition. *Aquaculture* 179, 387–402.
- Chace F.A.** (1972) The shrimps of the Smithsonian-Bredin Caribbean expeditions with a summary of the west Indian shallow-water Species (Crustacea: Decapoda: Natantia). *Smithsonian Contributions to Zoology* 98, 1–176.
- Corey S. and Reid D.M.** (1991) Comparative fecundity of decapods crustaceans. The fecundity of thirty-three species of nine families of caridean shrimps. *Crustaceana* 60, 271–294.
- Correa C. and Thiel M.** (2003) Mating systems in caridean shrimp (Decapoda: Caridea) and their evolutionary consequences for sexual dimorphism and reproductive biology. *Revista Chilena de Historia Natural* 76, 187–203.
- Costa-Souza A.C., Rocha S.S., Bezerra L.E.A. and Almeida A.O.** (2014) Breeding and heterosexual pairing in the snapping shrimp *Alpheus estuariensis* (Caridea: Alpheidae) in a tropical bay in northeastern Brazil. *Journal of Crustacean Biology* 34, 593–603.
- De Grave S. and Fransen C.H.J.M.** (2011) *Carideorum catalogus*: the recent species of the dendrobranchiate, stenopodidean, procarididean and caridean shrimps (Crustacea: Decapoda). *Zoologische Mededelingen* 85, 195–589.
- Grafen A. and Ridley M.** (1983) A model of mate guarding. *Journal of Theoretical Biology* 102, 549–567.
- Harikrishnan M., Unnikrishnan U., Maju M.S., Greeshma A.R.R. and Kurup B.M.** (2010) Size at sexual maturity, egg number and reproductive output of the snapping shrimp *Alpheus euphrosyne euphrosyne* De Man, 1987. *Invertebrate Reproductive and Development* 54, 195–202.
- Hattori G.Y. and Pinheiro M.A.A.** (2003) Fertilidade do caranguejo de mangue *Ucides cordatus* (Linnaeus) (Crustacea, Brachyura, Ocypodidae), em Iguape (São Paulo). *Revista Brasileira de Zoologia* 20, 309–313.
- Jones M.B. and Simons M.J.** (1983) Latitudinal variation in reproductive characteristics of a mud crab, *Helice crassa* (Grapsidae). *Bulletin of Marine Science* 33, 656–670.
- Kleiman D.G.** (1977) Monogamy in mammals. *Quarterly Review of Biology* 52, 39–69.
- Knowlton N.** (1980) Sexual selection and dimorphism in two demes of a symbiotic pair-bonding snapping shrimp. *Evolution* 34, 161–173.
- Mathews L.M.** (2002a) Territorial cooperation and social monogamy: factors affecting intersexual behaviours in pair-living snapping shrimp. *Animal Behaviour* 63, 767–777.
- Mathews L.M.** (2002b) Tests of the mate-guarding hypothesis for social monogamy: does population density, sex ratio, or female synchrony affect behavior of male snapping shrimp (*Alpheus angulatus*)? *Behavioral Ecology and Sociobiology* 51, 426–432.
- Mathews L.M.** (2006) Cryptic biodiversity and phylogeographical patterns in a snapping shrimp species complex. *Molecular Ecology* 15, 4049–4063.
- Mathews L.M. and Anker A.** (2009) Molecular phylogeny reveals extensive ancient and ongoing radiations in a snapping species complex (Crustacea, Alpheidae, *Alpheus armillatus*). *Molecular Phylogenetics and Evolution* 50, 268–291.
- Mossolin E.C., Shimizu R.M. and Bueno S.L.S.** (2006) Population structure of *Alpheus armillatus* (Decapoda, Alpheidae) in São Sebastião and Ilhabela, Southeastern Brazil. *Journal of Crustacean Biology* 26, 48–54.
- Nelson K.** (1991) Scheduling of reproduction in relation to molting and growth in malacostracan crustaceans. In Wenner A. and Kuris A. (eds) *Crustacean issues 7: crustacean egg production*. Rotterdam: Balkema, pp. 77–113.
- Nolan B.A. and Salmon M.** (1970) The behavior and ecology of snapping shrimp (Crustacea: *Alpheus heterochaelis* and *Alpheus normanni*). *Forma et function* 2, 289–335.
- Pavanelli C.A.M., Mossolin E.C. and Mantelatto F.L.** (2008) Reproductive strategy of the snapping shrimp *Alpheus armillatus* H. Milne-Edwards, 1837 in the South Atlantic: fecundity, egg features, and reproductive output. *Invertebrate Reproduction and Development* 52, 123–130.
- Pavanelli C.A.M., Mossolin E.C. and Mantelatto F.L.** (2010) Maternal investment in egg production: environmental and population-specific effects on offspring performance in the snapping shrimp *Alpheus nuttingi* (Schmitt, 1924) (Decapoda, Alpheidae). *Animal Biology* 60, 237–247.
- Rahman N., Dunham D.W. and Govind C.** (2003) Social monogamy in the big-clawed snapping shrimp, *Alpheus heterochaelis*. *Ethology* 109, 457–473.
- Sastry A.N.** (1983) Ecological aspects of reproduction. In Vernberg F.J. and Vernberg W.B. (eds) *The biology of Crustacea: environmental adaptations*, Volume 8. New York, NY: Academic Press, pp. 179–270.
- Sokal R.R. and Rohlf F.J.** (1981) *Biometry*, 2nd edition. San Francisco, CA: W. H. Freeman.
- Sokal R.R. and Rohlf F.J.** (1995) *Biometry*. New York, NY: W.H. Freeman and Company.

- Soledade G.O. and Almeida A.O.** (2013) Snapping shrimps of the genus *Alpheus* Fabricius, 1798 from Brazil (Caridea: Alpheidae): updated checklist and key for identification. *Nauplius* 21, 89–122.
- Thiel M. and Baeza J.A.** (2001) Factors affecting the social behavior of crustaceans living symbiotically with other marine invertebrates: a modeling approach. *Symbiosis* 30, 163–190.
- Vergamini F.G. and Mantelatto F.L.** (2008) Microdistribution of juveniles and adults of the mud crab *Panopeus americanus* (Brachyura, Panopeidae) in a remnant mangrove area in the southwest Atlantic. *Journal of Natural History* 42, 1581–1589.
- Wehrtmann I. S. and Lardies M.** (1999) Egg production of *Austropandalus grayi* (Decapoda, Caridea, Pandalidae) from the Magellan region, South America. *Scientia Marina* 63, 325–331.

and

- Wickler W. and Seibt U.** (1981) Monogamy in crustacea and man. *Zeitschrift für Tierpsychologie* 57, 215–234.

**Correspondence should be addressed to:**

R.A. Pescinelli

Laboratory of Biology of Marine and Freshwater Shrimp (LABCAM), Department of Biological Sciences, School of Sciences, University of São Paulo State (UNESP), Av. Eng. Luiz Edmundo Corrijo Coube, 14-01, 17033-360 Bauru, SP, Brazil

email: [regispescinelli@yahoo.com.br](mailto:regispescinelli@yahoo.com.br)