



UNIVERSIDADE ESTADUAL PAULISTA - UNESP
CENTRO DE AQUICULTURA DA UNESP



RASTREABILIDADE NO COMÉRCIO DE ESPÉCIES ORNAMENTAIS MARINHAS

Felipe Pereira de Almeida Cohen

Jaboticabal, São Paulo

2013



UNIVERSIDADE ESTADUAL PAULISTA - UNESP

CENTRO DE AQUICULTURA DA UNESP



RASTREABILIDADE NO COMÉRCIO DE ESPÉCIES ORNAMENTAIS MARINHAS

Felipe Pereira de Almeida Cohen

Orientador: Prof. Dr. Wagner Cotroni Valenti

Co-orientador: Prof. Dr. Ricardo Calado

Dissertação apresentada ao programa de Pós-graduação em Aquicultura da UNESP - CAUNESP, como parte dos requisitos para obtenção do título de Mestre.

Jaboticabal, São Paulo

2013

C678r Cohen, Felipe Pereira de Almeida
Rastreabilidade no comércio de espécies ornamentais marinhas /
Felipe Pereira de Almeida Cohen. -- Jaboticabal, 2013
iv, 49 f. : il. ; 29 cm

Dissertação (mestrado) - Universidade Estadual Paulista, Centro
de Aquicultura, 2013

Orientador: Wagner Cotroni Valenti

Banca examinadora: Roberto Munehisa Shimizu, Sérgio Luiz de
Siqueira Bueno

Bibliografia

1. Ornamentais. 2. Rastreabilidade. 3. Marcação. 4. Certificação. I.
Título. II. Jaboticabal- Centro de Aquicultura.

CDU 639.34

Ficha catalográfica elaborada pela Seção Técnica de Aquisição e Tratamento da
Informação – Serviço Técnico de Biblioteca e Documentação - UNESP, Câmpus de
Jaboticabal.

e-mail: fcohen.bio@gmail.com.br

CERTIFICADO DE APROVAÇÃO


TÍTULO: Rastreabilidade no Comércio de Espécies Ornamentais Marinhas

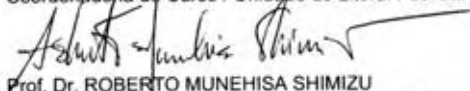
AUTOR: FELIPE PEREIRA DE ALMEIDA COHEN


ORIENTADOR: Prof. Dr. WAGNER COTRONI VALENTI

CO-ORIENTADOR: Prof. Dr. RICARDO JORGE GUERRA CALADO

Aprovado como parte das exigências para obtenção do Título de Mestre em Aqüicultura , pela Comissão Examinadora:


Prof. Dr. WAGNER COTRONI VALENTI
Coordenadoria de Curso / Unidade do Litoral Paulista


Prof. Dr. ROBERTO MUNEHISA SHIMIZU
Departamento de Ecologia Geral / Universidade de São Paulo


Prof. Dr. SERGIO LUIZ DE SIQUEIRA BUENO
Departamento de Zoologia / Universidade de São Paulo

Data da realização: 05 de fevereiro de 2013.

“As dúvidas são cativantes, a capacidade de desvendá-las é fascinante, e a busca por novos conhecimentos é insaciável.”

SUMÁRIO

I. DEDICATÓRIA.....	1
II. AGRADECIMENTOS	2
III. APOIO FINANCEIRO.....	4
IV. INTRODUÇÃO GERAL	5
V. RESUMO.....	8
VI. ABSTRACT	9
VII. ARTIGO.....	10
Abstract.....	10
1. Overview of marine ornamental species trade	11
2. The need for traceability in the trade of marine ornamental species.....	14
3. Challenges for tracing marine ornamental species	17
4. Traceability tools for marine organisms and their potential use for marine ornamental species.....	18
4.1. Certification and eco-labeling	18
4.2. Internal markers.....	21
4.3. External markers	24
4.4. Analytical methods	26
4.5. Molecular methods	28
4.6. Breeding of hybrid specimens	29
4.7. Trading new or rare species	30
5. Concluding remarks	30
Acknowledgements.....	32
References	33
VIII. CONSIDERAÇÕES FINAIS E CONCLUSÕES.....	48

I. DEDICATÓRIA

Dedico esse trabalho aos meus pais, à minha irmã e aos meus avós. A minha formação é fruto do imenso carinho e apoio que tive deles.

Dedico também ao meu amigo Paulo, cuja amizade é sinônimo de felicidade e motivação.

II. AGRADECIMENTOS

Esta dissertação não representa apenas a conclusão de um trabalho, mas também o fim de mais uma etapa da minha formação. Diversas pessoas e algumas universidades foram fundamentais para esta conquista, e o mínimo que posso fazer é registrar meus mais sinceros agradecimentos. Por isso, agradeço:

Ao Centro de Aquicultura da UNESP pelo programa de pós-graduação de alto nível, com ótimos professores e laboratórios. Em especial, ao pessoal da secretaria de Pós-graduação, pela paciência e disponibilidade;

Ao Conselho Nacional de Desenvolvimento Científico e Tecnológico (CNPq), pelo suporte financeiro;

À Universidade de São Paulo por permitir minha inscrição como aluno especial em matérias fundamentais para a minha formação;

À Universidade de Aveiro por disponibilizar o acesso ao campus e aos laboratórios durante meu estágio em Portugal;

Ao Wagner C. Valenti pela sua dedicação, seus ensinamentos e suas conversas, sempre com muita paciência e tranquilidade. Com ele aprendi coisas que vão além das matérias. Discutimos ciência, ética e profissão. E claro, agradeço por “abrir” minha cabeça para o real significado e necessidade de “desenvolvimento sustentável”;

Ao Ricardo Calado por ter me recebido de “portas abertas” em seu laboratório, onde pude aprender muito sobre o maravilhoso e complexo universo dos ornamentais marinhos. Agradeço todo seu tempo e confiança dedicados a mim. Sua participação foi fundamental para a concepção e elaboração desse trabalho;

Ao Rodrigo Gimbo, à Juliana Tomomi Kojima e à Lidiane Sandre por me fornecerem abrigo e amizade em um momento crucial, tornando minha adaptação em Jaboticabal muito sutil e agradável;

Ao José Mario A. Penteado e ao Renato Almeida, por tornar nossa moradia um lugar agradável e divertido, ajudando muito em minha adaptação longe de casa;

Ao Danilo C. Proença (Rabera) e à Fernanda Seles David, por me ensinarem a Arte das análises, mas acima de tudo pela ótima amizade e momentos de companheirismo;

E por último, mas com certeza não menos importante, eu gostaria de agradecer a todo pessoal do setor de carcinicultura, com quem pude conviver e aprender muito: Baltasar Garcia Neto, Bruno Cardoso Andrion, Caio Gomez Rodrigues, Daniela Pimenta Dantas (Val), Guilherme Casemiro Andrioli (Lester), José Roberto Polachini, Michéle Roberta dos Santos, Rafael Vieira Amorim, Raquel Serafian (Novinha) e Tavani Rocha Camargo.

III. APOIO FINANCEIRO

CNPq Bolsa de Mestrado, Processo nº 133089/2011-8.

IV. INTRODUÇÃO GERAL

O comércio de animais ornamentais marinhos para aquário é um mercado peculiar. Anualmente, milhares de espécies de peixes, corais e outros invertebrados (ex. crustáceos decápodes, anêmonas, moluscos e poliquetas) são coletados na natureza e transportados vivos para todo o mundo. Estes animais são vendidos por unidade (não por quilo, como a maioria dos pescados) e possuem um elevado valor de mercado, com algumas espécies de peixe atingindo preços superiores a 4.000 reais no Brasil (ex. *Acanthurus achilles*, Fig. 1). O atual comércio de animais ornamentais marinhos causa impactos ambientais negativos, como a sobre-exploração de algumas espécies, o uso de compostos químicos para coleta (ex. Cianeto), e a introdução de espécies invasoras. A alta incidência de pesca ilegal, não declarada e não regulamentada dificulta a gestão desse mercado. As ameaças ambientais, juntamente com a falta de gestão, comprometem a perenidade do mercado de animais ornamentais marinhos.



Figura 1. Exemplar de *Acanthurus achilles*. Imagem cedida por Keoki Stender (www.marinelifephotography.com). Foto de Keoki Stender.

A rastreabilidade é uma ferramenta importante para melhorar a gestão do mercado de animais ornamentais marinhos. A habilidade de reconhecer o histórico do produto, incluindo informações sobre o táxon, origem geográfica, fonte (cativeiro ou natureza) e método de coleta (ou cultivo), torna a rastreabilidade uma ferramenta essencial para gerir este mercado. Porém, rastrear animais aquáticos é uma tarefa difícil, e a maioria dos métodos disponíveis é direcionada para a indústria alimentícia. Portanto, para implantar a rastreabilidade no comércio de animais ornamentais marinhos, é importante avaliar as características desse produto e a aplicabilidade dos métodos já disponíveis. Assim, realizou-se uma revisão para avaliar criticamente os métodos disponíveis para rastrear animais aquáticos, abordando suas aplicações e limitações no mercado de ornamentais marinhos.

A revisão bibliográfica foi realizada, principalmente, nos sites de busca: ISI Web of Knowledge e o SCOPUS. As principais palavras chaves utilizadas na busca foram: traceability, marine ornamentals, aquatic animals, ecolabeling, green-certification, certification, ornamental trade, aquarium trade, fisheries, tags, biological markers, unregulated fishing, mislabeling e Marine Aquarium Council.

Com base nas informações obtidas escreveu-se um artigo (seção VII) dividido em cinco partes:

1. Descrição do comércio global de espécies ornamentais marinhas, com ênfase nos principais países importadores e exportadores, grupos taxonômicos e volume, assim como os principais questionamentos sobre conservação;
2. Explicação da importância da rastreabilidade neste mercado;
3. Apresentação das principais dificuldades para rastrear espécies ornamentais marinhas;
4. Descrição das principais metodologias disponíveis para rastrear organismos marinhos, e discuti suas aplicabilidades no mercado de ornamentais marinhos;
5. Considerações finais: reforça a necessidade de rastrear efetivamente os ornamentais marinhos nos próximos anos, e os riscos para a indústria se

essas questões, como gestão do mercado e sustentabilidade, continuarem a ser ignoradas.

O artigo foi aceito para publicação pela revista *Reviews in Fisheries Science**. A formatação das citações e das referências encontra-se dentro das normas exigidas pela revista.

*Cohen, F.P.A., W.C. Valenti, and R. Calado. Traceability issues in the trade of marine ornamental species. *Rev. Fish. Sci.*, 21 (2): 1-14 (2013).

V. RESUMO

Na última década, o comércio de espécies ornamentais marinhas sofreu uma expansão significativa em todo o mundo. Porém, esta indústria ainda depende de um grande número de práticas insustentáveis e precisa mudar urgentemente suas operações para evitar um colapso. Sob este cenário, a rastreabilidade e a certificação surgem como ferramentas importantes de gestão que podem ajudar esta indústria a seguir em direção à sustentabilidade. Esta indústria se baseia no comércio de milhares de espécies de pequeno porte, que são comercializadas vivas, de forma unitária, com alto valor de mercado. Estas características, juntamente com uma cadeia de abastecimento complexa e fragmentada, tornam a rastreabilidade de espécies ornamentais marinhas uma tarefa desafiadora. Neste estudo, apresentamos os métodos comumente usados para rastrear organismos aquáticos e discutimos suas adequações para espécies ornamentais marinhas. Foram analisados os métodos: certificação e etiquetas verdes, marcadores internos (fios codificados, implantes visíveis e transponder integrado passivo), marcadores externos (recorte de nadadeira, etiquetas externas e marcações térmicas e químicas), métodos analíticos (perfil de ácidos graxos, perfil de elementos químicos e isótopos estáveis), métodos moleculares (códigos de barras genético e códigos de barras microbiológico), cultivo de espécimes híbridos e comércio de espécies novas ou raras. O uso de impressões digitais bacterianas parece ser o método mais promissor para rastrear com sucesso os ornamentais marinhos, mas é mais provável que uma combinação de dois ou mais métodos de rastreabilidade precise ser implementada para suprir as características peculiares exibidas pelo comércio vivo de espécies ornamentais marinhas.

Palavras-chave: Ornamentais, Rastreabilidade, Marcação, Certificação, Sustentabilidade, Cadeia de abastecimento.

VI. ABSTRACT

In the last decade, the trade of marine ornamental species has experienced a significant expansion worldwide; however, this industry still relies on a large number of unsustainable practices (e.g., cyanide fishing and overexploitation of target species) and needs to shift urgently its operations to avoid collapsing. Under this scenario, traceability and certification emerge as important management tools that may help this industry to shift towards sustainability. This industry relies on the trade of thousands of small sized species that are traded live on a unitary basis, with high market value. These features, along with a fragment and complex supply chain, make the traceability of marine ornamental species a challenging task. In this study we present the most commonly used methods to trace aquatic organisms and discuss their suitability to trace marine ornamental species. The following methods were analyzed: certification and eco-labeling, internal markers (coded wire tags, visible implants, and passive integrated transponder), external markers (fin clipping, external tags, and thermal and chemical branding), analytical methods (fatty acids, elemental fingerprint, and stable isotopes), molecular methods (DNA barcodes and microbiological barcodes), breeding of hybrid specimens and trading new or rare species. The use of bacterial fingerprints appears to be the most promising method to successfully trace marine ornamentals, but it is most likely that a combination of two or more traceability methods need to be implemented to cover all the unique features displayed by the live trade of marine ornamental species.

Keywords: Ornamentals, Traceability, Marking, Certification, Sustainability, Supply chain.

VII. ARTIGO

TRACEABILITY ISSUES IN THE TRADE OF MARINE ORNAMENTAL SPECIES

ABSTRACT

In the last decade, the trade of marine ornamental species has experienced a significant expansion worldwide; however, this industry still relies on a large number of unsustainable practices (e.g., cyanide fishing and overexploitation of target species) and needs to shift urgently its operations to avoid collapsing. Under this scenario, traceability and certification emerge as important management tools that may help this industry to shift towards sustainability. This industry relies on the trade of thousands of small sized species that are traded live on a unitary basis, with high market value. These features, along with a fragment and complex supply chain, make the traceability of marine ornamental species a challenging task. In this study we present the most commonly used methods to trace aquatic organisms and discuss their suitability to trace marine ornamental species. The use of bacterial fingerprints appears to be the most promising method to successfully trace marine ornamentals, but it is most likely that a combination of two or more traceability methods need to be implemented to cover all the unique features displayed by the live trade of marine ornamental species.

Keywords: traceability methods, marking methods, certification, sustainability, supply chain.

1. OVERVIEW OF MARINE ORNAMENTAL SPECIES TRADE

Marine organisms have long been traded as ornamentals worldwide and currently supply three distinct markets: the curio/home décor, the jewelry industry, and the aquarium trade (reviewed by Thornhill, 2012). The first two markets rely on the trade of dead animals (e.g., crude or carved coral skeletons, mollusc shells, and dried fish) (Bruckner, 2005; Tsounis et al., 2010), whereas the marine aquarium industry trades a multitude of live invertebrates and fish, mostly captured from coral reefs (Wabnitz et al., 2003). In the present work the term “marine ornamentals” will be used *sensu stricto* only referring to organisms employed to supply the marine aquarium trade.

When we think about marine ornamentals, the first image that comes to mind is the colorful coral reef wildlife. Color, however, is not the only feature that makes a marine organism suitable as an ornamental species. Marine organisms that provide a service in home reef aquariums (e.g. algae grazers, fish-cleaners, and species controlling the growth of “nuisance organisms”) are also heavily collected from the wild and sold in the marine aquarium trade (Rhyne et al., 2009). Marine aquarium keepers also look for animals that display mimetic adaptations, associative behavior, and that are able to thrive in captivity without harming other tank inhabitants (a feature commonly termed as “being reef safe”) (Calado, 2006).

The trade of marine ornamentals began in the 1930s, with Sri Lanka being one of the first countries to collect and export live reef fish (Wood, 2001). During the 1950s the global trade of marine ornamentals started to increase globally with the shipping of live fish by air (Wood, 2001). In the 1990s with the advent of new marine aquarium technology, hobbyists started shifting their preferences from fish-only tanks to displays truly mimicking coral reef ecosystems (e.g. displaying fish and live invertebrates, namely corals) (Wabnitz et al., 2003; Rhyne et al., 2009). This shift in the marine aquarium trade promoted a sharp increase in the popularity of invertebrate marine ornamentals. By the early 2000s this business was already a multi-million dollar industry that mostly harvested wild specimens from coral reefs in the Pacific (mainly from the Philippines and Indonesia) and exported them worldwide, mainly to the U.S.A., E.U. countries and Japan (Green, 2003; Olivier, 2003).

The accurate quantification of the volume and value of the trade of marine ornamentals is a challenging task due to the large number of species traded (Wabnitz et al., 2003; Tissot et al., 2010) and to the significant amount of illegal, unreported, and unregulated fishing practices (Thornhill, 2012). From May 2004 to May 2005, the U.S.A. alone imported over 1.800 fish species (Rhyne et al., 2012b). In the same study, the authors reported that values on shipment declarations exceeded 11 million marine ornamental fish, but matched those of attached commercial invoices in only 52% of the cases. It is unquestionable that millions of marine ornamental fishes are traded every year to supply the marine aquarium industry, but Rhyne et al. (2012b) suggest that prior studies (e.g. Wabnitz et al., 2003; Smith et al., 2008) may have overestimated the true volume of this trade. Nevertheless, the number of fish that are collected from the reef and die along the supply chain prior to export and after import is largely ignored and may be significant (Rubec et al., 2001). The number of traded marine ornamental invertebrates, from corals to several other groups of marine invertebrates (e.g. decapod crustaceans, snails, anemones, and polychaetes) is also impressive ascending to several hundreds of species and hundreds of thousands of organisms per year (Wabnitz et al., 2003; Jones, 2008; Rhyne et al., 2009; Murray et al., 2012). As for marine ornamental fishes, current data on the number of marine ornamental invertebrates collected from the wild may also be underestimated due to the omission of potential losses through the supply chain.

From ocean to aquarium, marine ornamentals commonly pass through a long, fragmented and rather complex supply chain. This supply chain is commonly represented by collectors and aquaculturists, middlemen, wholesale exporters and importers, retailers, and hobbyists (Fig. 2) (Green, 2003; Mathews Amos and Claussen, 2009). Throughout the supply chain, the value of collected animals is invariably inflated, with collectors clearly being the most underpaid players in the trade (Wood, 2001; Wabnitz et al., 2003). Most marine ornamentals are shipped by air in individual plastic bags filled with seawater and oxygen (usually at a proportion of 1:3 of the bag volume), making the freight the most expensive step of trade. Mortality of marine ornamental species along the supply chain has been suggested to vary from a few percent to up 80%, with longer supply chains commonly having higher mortalities (Sadovy, 2002). These numbers could be

significantly reduced by shortening the supply chain and using codes of best practices for the collection, shipping and acclimatization of marine ornamental species, namely the effective banning of destructive fishing practices (e.g. cyanide fishing) (Thornhill, 2012). Additionally, such approaches would contribute to decrease the number of extra specimens that are commonly collected to compensate for the loss of specimens that die along the supply chain.

The true dimension of the ecological impact promoted by this industry is not yet determined. It is accepted that the illegal, unreported, and unregulated capture of marine ornamental species negatively affects marine habitats at various scales (e.g., Barber and Pratt, 1997; Tissot and Hallacher, 2003; Jones et al., 2008; Rhyne et al., 2009). Currently, 95% of all traded specimens in the marine aquarium industry are collected from the wild (reviewed in Thornhill, 2012). Therefore, the aquaculture of these highly priced organisms has been considered as a potential solution to minimize current fishing efforts (Tlusty, 2002; Pomeroy et al., 2006).

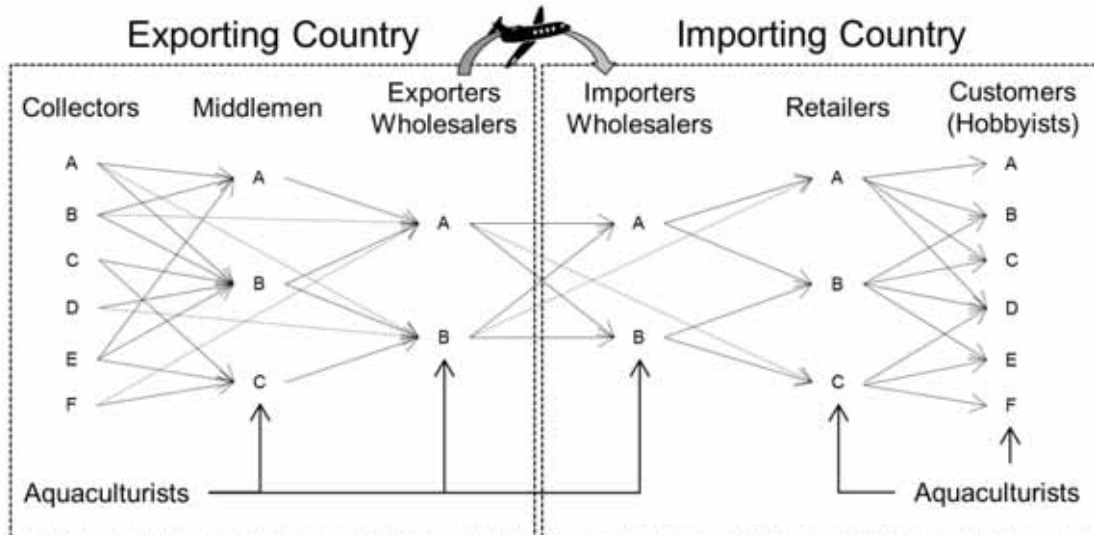


Figure 2. Flowchart of the supply chain in the trade of marine ornamental species (modified from Mathews Amos and Claussen, 2009). This figure is not intended to quantify all the players involved in the supply chain of marine ornamentals.

The aquaculture of marine ornamental fish and invertebrates has experienced remarkable progress in the latest years, from *in situ* to *ex situ* culture; however, several technical bottlenecks are still impairing the commercial scale production of most species (reviewed by Moorhead and Zeng, 2010; Olivotto et al., 2011). Another important constraint for the success of cultured specimens is their higher cost compared to wild-caught animals (Koldewey and Martin-Smith, 2010). Aquaculture, however, usually produces specimens more resistant to aquarium conditions, and allows the production of species whose collection can be restricted (Wood, 2001). The culture of specimens displaying distinct colors or color patterns from those of wild conspecifics (e.g., “snowflake” clownfish – predominantly white with a few orange blotches) is also gaining popularity in the market, with some varieties reaching 10 to 20 times the value of wild specimens (Olivotto et al., 2011).

2. THE NEED FOR TRACEABILITY IN THE TRADE OF MARINE ORNAMENTAL SPECIES

The negative image currently associated with the collection of live organisms to supply the marine aquarium hobby (Burke et al., 2011) has placed this industry under an unprecedented pressure by the media to seek sustainability. It will be impossible to determine the true dimension of this industry and consequently its ecological impacts without a reliable way to trace collected specimens along the supply chain. The benefits and costs associated with this global activity may be easily misinterpreted, either from those involved in the trade or those advocating the ban of marine ornamental fisheries.

Traceability protocols are urgently required to pursue ecological, financial and social sustainability in the trade of marine ornamental species. The popularization of eco-certification of seafood has provided consumers with the chance of making more informed choices on the products they purchase (e.g., seafood originating from sustainable fisheries or aquaculture) (Ward and Phillips, 2008). Eco-certification has also been proposed to help managing the marine aquarium trade (Shuman et al., 2004). At present, marine aquarium hobbyists are still not actively demanding eco-certified ornamental species and thus, strongly

restricting the success of any eco-certification initiative. Another important aspect for the success of eco-certification is the reliability that the eco-label has among the final customer (Wessells et al., 1999; 2001). The ability to differentiate between specimens collected under regulated conditions and those harvested using illegal or destructive fishing methods is still deficient (Wabnitz et al., 2003; Mathews Amos and Claussen, 2009) and therefore there is a generalized lack of confidence in the credibility of certification. In addition, the collection of marine ornamentals under regulated conditions may not always be sustainable, as certain species can be easily overharvested even when employing nondestructive fishing methods (e.g., the Banggai cardinalfish, *Pterapogon kauderni* (Kolm and Berglund, 2003) and the yellow tang *Zebrasoma flavescens* (Williams et al., 2009)).

A reliable system for the traceability of marine ornamentals must allow the differentiation between wild specimens and cultured conspecifics (Olivotto et al., 2011). It is also important to determine if traded cultured specimens were bred in captivity or harvested from the wild as larval forms and latter grown under aquaculture conditions (Lecchini et al., 2006; Bell et al., 2009). Hobbyists commonly consider cultured marine ornamentals as a sustainable alternative to conspecifics collected from the wild (Alencastro et al., 2005), although it is currently recognized that not all marine ornamentals should be targeted by aquaculture (Tlusty, 2002). The lack of any reliable certification creates an opportunity for fraud, with less scrupulous traders taking advantage of final customers' perception that cultured equals sustainable. A good example is the fragmentation of large coral colonies collected from the wild, whose fragments are later mounted on artificial bases commonly employed in the hobby for coral propagation, and then abusively traded as cultured specimens.

The length and complexity of the supply chain, along with poor husbandry practices (from harvesting, to handling and holding) is known to promote an increase in marine ornamentals mortality. This scenario generates a positive feedback loop that requires an increase in fishing effort to compensate the losses that occur along the supply chain (Mathews Amos and Claussen, 2009). Therefore, a shorter and more integrated supply chain would result in significantly lower mortality, decreasing the harvest of wild specimens and increasing profitability. Ultimately, it would allow a better income distribution among all parties

involved in the trade. To assume, however, that the most sustainable scenario for the marine aquarium trade would be to produce most traded species in importing countries, the shorter supply chain option, would be flawed. Such a simplistic approach disregards the financial, social and environmental impacts that would be promoted on exporting nations by shifting the trade from an extractive to a breeding activity (Tlustý, 2002), even if breeding is intended to be developed at a small scale on exporting countries (Pomeroy and Balboa, 2004). The argument on the ecological footprint associated with the import by air of marine ornamentals from around the globe must also be analyzed with caution, as distance alone is far from being a suitable indicator for carbon emissions, as already highlighted for products for human consumption (food miles concept) (Coley et al., 2011). Therefore, aquarium hobbyists will only be able to make a conscientious choice if there is a reliable way to check the animal story (“from ocean to aquarium”), regardless if the animal was captured in southeast Asia or cultured in the USA or the EU. The lack of confidence by traders, hobbyists, or both in any part of the supply chain is likely to compromise any certification effort (Mathews Amos and Claussen, 2009), which will be reflected in buyers not being willing to pay extra money for a certified product.

The current lack of control on which and how many marine ornamentals are shipped from an exporting to an importing country, and the impressive number of species and specimens traded, are commonly pointed out as a perfect combination for the introduction of species (Semmens et al., 2004; Bolton and Graham, 2006; Calado and Chapman, 2006; Zajicek et al., 2009). The release of the “killer algae” *Caulerpa taxifolia* in the Mediterranean, Australia and California (Meinesz and Hesse, 1991; Jousson et al., 2000; Schaffelke et al., 2002), the introduction of the Pacific lion fish *Pterois volitans* and *P. mile* in Florida and Caribbean (Whitfield et al., 2002; Betancur-R et al., 2011) and of the Indo-Pacific coral, *Tubastraea* spp, in Florida, Gulf of Mexico, and Brazil (Ferreira, 2003; Fenner and Banks, 2004; Paula and Creed, 2004) are just a few examples of marine ornamental species that have become successful invaders. These species have established thriving populations, continue to expand their range and negatively affecting invaded habitats (Meinesz et al., 2001; Silva et al., 2011b; Green et al., 2012). Curiously, all of these species continue to be traded in the

marine aquarium industry, including regions where some of them have already become invasive and/or have legislation limiting or banning their import (Walters et al., 2011; Diaz et al., 2012; Rhyne et al., 2012b). In this way, the enforcement of traceability protocols, coupled with certification programs, can improve the control of export and import animals, restricting the trade of prohibited species. Additionally, traceability might be useful for monitoring invasive species after their accidental or intentional release in the wild, as already applied to trace aquaculture escapees (Hastein et al., 2001).

3. CHALLENGES FOR TRACING MARINE ORNAMENTAL SPECIES

One of the biggest challenges that any traceability effort will face in this industry is the remarkable diversity of species currently being traded as marine ornamentals (over 2000 different species from a multitude of taxonomic groups; e.g., Wabnitz et al., 2003; Rhyne et al., 2012a; Rhyne et al., 2012b). Additionally, a large number of traded species cannot be easily identified to species level (Green and Hendry, 1999; Smith et al., 2008; Steinke et al., 2009; Murray et al., 2012), which strongly conditions any effort to trace these organisms along the supply chain. This traceability bottleneck has already been acknowledged for hard corals being traded live for marine aquariums (Green and Hendry, 1999); these organisms are protected under the Convention on International Trade in Endangered Species of Wild Fauna and Flora (CITES) being currently considered as acceptable to identify most of the species traded for marine aquariums only to genus level (CITES, 2012). If this is the scenario for a group of heavily monitored marine ornamentals, one may only wonder how challenging it is to monitor the trade of less emblematic species also being heavily collected (e.g., snails and hermit-crabs). Another constraint for traceability is the growing popularity associated with the collection and trade of larval and young juvenile ornamental fish and invertebrates (Lecchini et al., 2006; Bell et al., 2009), as their uniform morphology/coloration makes their identification a nearly impossible task.

The growing demand for marine ornamentals worldwide and the shifting trends of which species is “in fashion” in the marine aquarium hobby may also condition the success to effectively tracing these organisms through the supply

chain. These dynamics in the trade, along with room limitation in exporting and importing facilities, force most wholesalers to buy from different collectors/middlemen and mix specimens from different origins (Mathews Amos and Claussen, 2009). Additionally, the current lack of financial incentives to separate specimens collected using more environmental friendly approaches (e.g., using hand nets) from those harvested using destructive fishing techniques (e.g., cyanide fishing) has pushed traders to mix all specimens in stocking tanks prior to shipping. This scenario was probably the one that most negatively affected the third-party certification program of the Marine Aquarium Council (MAC). The Marine Aquarium Council, a non-government and not-for-profit international organization, aimed to increase sustainability in the marine aquarium trade and consequently assist on marine ecosystem conservation (Holthus, 1999). Unfortunately, MAC was unable to avoid the abusive use of its certification, allowing less scrupulous companies to “green-wash” their unsustainable fishing and shipping practices. Currently, MAC certification holds little to no credibility among aquarium keepers (Mathews Amos and Claussen, 2009), a feature that compromises the success of any certification program (Ward and Phillips, 2008).

In general, the most significant challenges that need to be overcome by any effort aiming to promote the traceability of marine ornamental species are: 1) the complexity of the “typical” supply chain of marine ornamentals; 2) the blurry nature of the trade due to its tradition of illegal, unregulated, unreported, and destructive fishing practices; 3) the lack of an efficient certification program; and 4) a significant unwillingness of the market (from wholesalers, to retailers and hobbyists) to pay extra money for certified specimens.

4. TRACEABILITY TOOLS FOR MARINE ORGANISMS AND THEIR POTENTIAL USE FOR MARINE ORNAMENTAL SPECIES

4.1. Certification and eco-labeling

The added value that any product may have from environmental certification or eco-labeling comes from the confidence that the final customer has that the target product is indeed being collected or cultured according to the environmental standards being claimed (Mathews Amos and Claussen, 2009;

TLusty, 2012). Certification and eco-labeling may present potential opportunities for management of wild stocks of marine ornamentals (Shuman et al., 2004; Tlusty et al., 2006), although there must be an incentive for buyers to prefer certified products (commonly more expensive) over non-certified products (Roheim, 2008). A good example on how product price plays an important role on any eco-labeling effort is how easily middlemen and exporters tolerate the trade of cyanide caught fish (less expensive), instead of solely trading net caught specimens (more expensive) (Rubec et al., 2001). The credibility of any type of certification scheme depends mostly on its independence (who is certifying what, and is the certification party directly involved in the commercial activity?), as well as the scientific standards employed to satisfy the environmental claims of the certification and robustness of the chain of custody (Ward and Phillips, 2008).

In first party certification, the producer of a given product (e.g., collector or aquaculturist) certifies that its own product meets the standards claimed in the certification, whereas in second party another interested part (e.g., trade association) certifies the product (Ward and Phillips, 2008). According to the same authors, third party certification is commonly most reliable, as an independent and accredited entity certifies that the collected or produced product meets the environmental standards claimed by those trading the certified product.

As already noted above, the third party certification provided by MAC was never perceived by marine aquarium hobbyists as a synonym of an added value worth paying for at the time of buying marine ornamentals from retailers. The manuals released by MAC on “Ecosystem and Fishery Management”, “Collection, Fishing, and Holding” and “Handling, Husbandry, and Transport” (MAC, 2001b, c, a), which provided the core standards for good practices for the different players in the industry, were likely too demanding to be used by poor fishermen communities. This aspect *per se* would strongly condition the success of this initiative. Additionally, much emphasis on cyanide free marine ornamental fish was put on MAC certification. If the approach recently published by Vaz et al. (2012) describing a fast, non-invasive and non-destructive methodology to detect cyanide caught fish existed at the time when MAC popularity was at its prime, the success of this third party certification may had been different. The simple fact of traders knowing that cyanide caught fish could be identified, with the consequent loss of

their MAC certification, would probably have limited the abusive use of the “MAC certified” brand.

The MAC also tried to promote the establishment of a reliable chain of custody in the industry, forcing all organizations and individuals in the supply chain to operate and maintain a documentation system for tracking certified traded specimens back to their collection area or supplier (Holthus, 1999). This is a conceptually appealing idea, but establishing a chain of custody in the trade of marine ornamentals requires that all players in the supply chain must be certified. Those involved in the supply chain, however, may omit or even forge information that can easily compromise the certification. As already noted, the supply chain is highly fragmented and several players commonly mix certified and non-certified products to fulfill the orders from their customers, a practice that disrupts the chain of custody and threatens the credibility of any certification effort (Mathews Amos and Claussen, 2009).

CITES is another international program that assists the regulation of the trade of marine ornamentals (Bruckner, 2001). It is an international agreement that aims to ensure that the international trade of wild animal or plant specimens does not threaten their survival (CITES web site, <http://www.cites.org/>; accessed in September 2012). The Appendix II of CITES contains a list of species that are not necessarily threatened with extinction, but that may become so if their trade remains unregulated. To trade a species listed in Appendix II, an export permit provided by the CITES Management Authority and Scientific Authority of the country is required (CITES Article IV: Regulation of Trade in Specimens of Species Included in Appendix II, at <http://www.cites.org/>; accessed in September 2012). Currently, the only marine ornamentals listed under Appendix II of CITES are stony corals (and live rock), black coral, giant clams, and seahorses. The CITES does not have a traceability method by itself, and has been facing several problems concerning data discrepancy and reliability (Bruckner, 2001; Blundell and Mascia, 2005). Nonetheless, CITES is committed to develop methods that allow the differentiation of wild-caught corals from captive-bred and captive-reared specimens (CITES, 2002). Unfortunately, the lack of morphological and biological differences between cultured and wild corals makes this a challenging task (Olivotto et al., 2011). So far, most efforts have been focused on hard corals, with

the suggested methods to trace captive-bred and captive-reared corals being the use of an artificial base, the incorporation of a bar code or numbered tag (embedded in the coral skeleton as it grows), and the incorporation of dye into the coral skeleton (e.g. alizarin red) (CITES, 2002). Unfortunately, none of these methods impairs the illegal trade of wild corals being portrayed as cultured specimens (CITES, 2002).

4.2. Internal markers

4.2.1. Coded wire tags (CWTs)

CWTs are small biocompatible implants that are retained by tagged organisms under the skin (Buckley et al., 1994; Beukers et al., 1995), being made of stainless steel and having a unique binary or numeric code (Hastein et al., 2001). This method has shown a high level of retention and promotes little to no tissue damage in small reef fish (Buckley et al., 1994; Beukers et al., 1995). A public aquarium in the USA has recently introduced the CWT method to monitor longevity of small fish held in captivity and thus improved aquarium management (Harmon and Celt, 2012). CWTs were also successfully used in a variety of invertebrate taxa, including decapod crustaceans (Fitz and Wiegert, 1991; Uglem and Grimssen, 1995; Isely and Eversole, 1998; Sharp et al., 2000; Kneib and Huggler, 2001; Davis et al., 2004), bivalve mollusc (Layzer and Heinricher, 2004), and sea urchins (Sonnenholzner et al., 2010). The small size and good applicability in a wide range of marine taxa can suggest that CWT are good options to trace marine ornamentals; however, from a practical point of view, the suitability of CWT to the marine aquarium trade is restricted: automatic devices can detect CWT location but they have to be removed and read manually (Hastein et al., 2001). In this way, the information on CWT can only be retrieved post-mortem (Fig. 31a) (either death occurs naturally or the target organism is euthanized). Another disadvantage is that this method does not impair the tagging of wild animals as being cultured, or the mislabeling of sustainably collected or cultured specimens from those originating from unsustainable fisheries or aquaculture.

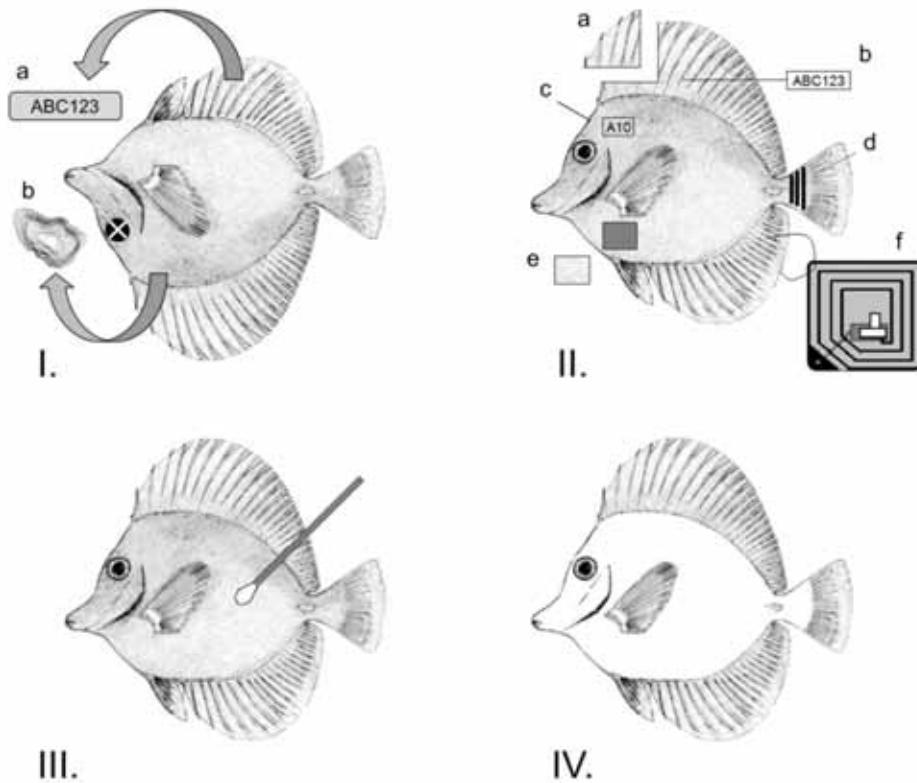


Figure 3. Schematic representation of a common marine ornamental fish (*Zebrasoma flavescens*; modified from Randall, 2001) subjected to different traceability methods. I) Methods in which data are obtained only after animal's death: (a) coded wire tags; (b) elemental fingerprint (e.g., otoliths). II) Methods that are either unaesthetic and/or invasive: (a) fin clipping; (b) external tags (e.g., anchor tag); (c) visual implant tag; (d) visual implant fluorescent elastomer; (e) methods that require tissue sample (e.g., fatty acids, stable isotopes, and DNA barcoding); and (f) external tags (e.g., radio frequency identification tag). III) Methods that are not invasive, such as microbiological barcodes (using fish mucus). IV) Breeding of hybrid specimens (e.g., albino specimens).

4.2.2. Visible implants

As the name suggests, visible implants are tags, filaments or pigments injected under an animal's transparent or translucent skin and, therefore, are externally visible. The two main used methods are the visible implant tags (VITs) and the visible implant fluorescent elastomer (VIE). VITs are small soft tags with an alphanumeric code (Fig. 3Ic), which can have different colors to increase combinations (Hastein et al., 2001). VIEs are soluble polymers that turn into a solid and flexible compound after mixed (Fig. 3IId) (Hastein et al., 2001; Jerry et al., 2001). Different combinations can be made by applying different colors in different body regions. Both VIT and VIE can be better visualized under

fluorescent light. VITs and acrylic paint tag (similar to VIE) did not affect growth, neither caused mortality, when used in small reef fish (Malone et al., 1999). VIEs have been successfully used, with long-term retention and readability, in fish (Josephson et al., 2008; Bolland et al., 2009; Soula et al., 2012) and in a variety of juvenile crustaceans, including shrimp (Godin et al., 1996), prawns (Brown et al., 2003; Hung et al., 2012), lobsters (Uglen et al., 1996), crayfish (Jerry et al., 2001), and crabs (Davis et al., 2004). Nevertheless, the retention and readability of visible implants can be compromised in some field conditions, tag location, and growth stage (Jerry et al., 2001; Doupé et al., 2003; Josephson et al., 2008; Bolland et al., 2009). The use of VIT is more recommended when individual identification is necessary due to the higher number of possible combinations that can be achieved (Jerry et al., 2001). Both methods have limited applicability to trace marine ornamental species as their external visibility might be considered unaesthetic for aquarium keepers. Additionally, these methods would not impair fraudulent traders to tag wild-caught animals as cultured specimens.

4.2.3. *Passive integrated transponder (PIT)*

PIT has been used to study movements, migration, and behavior of fish (Brannas et al., 1994; Castro-Santos et al., 1996), crayfish (Bubb et al., 2006), sea turtles (Piedra et al., 2007), and other organisms. The PIT tag consists of a microchip, a capacitor, and an antenna coil encapsulated in a small glass cylinder (Roussel et al., 2000). It has no battery and, therefore, energy is provided by a radio-frequency electromagnetic field produced by the reading unit, which transmits the signal with a unique code to the reader (Roussel et al., 2000). This wireless and without contact transmission system is called “radio-frequency identification” (RFID). On fish, PIT is commonly injected in the peritoneal cavity with a needle, but for small fish, surgery with suture has shown better retention rates (Baras et al., 1999, 2000). PIT-tagging has shown high and long-term retention rates and has not affected growth or survival on most studied species of fish (Baras et al., 2000; Bolland et al., 2009; Younk et al., 2010; Zaroban and Anglea, 2010; Soula et al., 2012), crayfish (Bubb et al., 2002), and anomuran decapod crustaceans (Drew et al., 2012). Acolas et al., (2007), however, suggest

that the effect of PIT-tagging on fish mortality may be dependent on species and size. McCormick and Smith (2004) showed that PIT-tagging does not interfere on mortality and growth of small damselfish (40–65-mm standard length), a feature also recorded for other small sized fish species such as the Eurasian perch (55 - 96 mm fork length) (Baras et al., 2000), the mottled sculpin (56–85-mm total length) (Ruetz et al., 2006), and shorthead sculpin (60–106-mm total length) (Zaroban and Anglea, 2010). Tataru (2009), however, reported decreased growth rates for small tagged steelhead (< 74 mm) and Soula et al., (2012) reported increased mortality for small tagged red porgy (< 10 g). Because most traded marine ornamental specimens are small sized, the physical size of the tag can be an important constraint to the use of the PIT-tagging method. Smaller PITs have already been developed with the advent of new technology (e.g. 8.4 mm-long by Biomark[®], <http://www.biomark.com>; accessed in October 2012), although most studies continue to employ 12-mm-long PIT tags on small animals due to the reduced reading distance displayed by smaller tags. Survival rates of tagged small marine ornamental specimens should be further investigated. As visible implants and CWTs, the PIT may still not be reliable if used by less scrupulous traders to tag unsustainable wild-caught animals as sustainable caught or cultured.

4.3. External markers

4.3.1. Fin clipping

Fin clipping is a simple and inexpensive method that has been used to mark fish for decades. The marking method consists of clipping fins totally or partially (Fig. 3IIa). It has been commonly used in combination with others tagging methods, namely CWTs and PITs (Ombredane et al., 1998; Bumgarner et al., 2009; Jennings et al., 2009; Hand et al., 2010). Recently, it has been also used as a non-lethal method to collect samples for genetic and biochemical analyses (Valladares and Planas, 2012; Woodall et al., 2012). This method has been mostly used in salmonids, as their adipose fin does not regenerate (Hastein et al., 2001). The use of fin clipping as a marker has many disadvantages, such as limited combinations, identification problems caused by total or partial fin regeneration, and chances of infection with increased mortality (Hastein et al., 2001). Therefore,

fin clipping is not recommended to trace marine ornamental species and certainly fish with injured or absent fins are not desired by marine aquarium keepers.

4.3.2. External tags

There is a great variety of external tags available, which are basically a bar or a plate with an unique code, attached to the fish body by a nylon or stainless steel wire (Fig. 3Ilb) (Hastein et al., 2001), or glued on bivalve shells (Hallprint Fish Tagging Solutions[®], <http://www.hallprint.com>; accessed in October 2012). RFID tags may also be regarded as external tags, as they have the same operating system of a PIT but are larger and externally attached (Fig. 3Ilf). These tags (RFID) have been successfully used to trace live fish traded for human consumption (e.g. groupers) (Hsu et al., 2008). External tags are relatively inexpensive and simple to use, although their use for marine ornamental species has clear limitations; the most obvious being highly prized animals losing their attractiveness to buyers once tagged. Additionally, external tags may delay or prevent healing of tagged location, as well as increase the chances of infection (Hastein et al., 2001). Hsu (2008) successfully used a wire from the gill to the mouth to tag fish in a non-invasive way, but this option is clearly unsuitable for marine ornamentals.

4.3.3. Thermal and chemical branding

The method of thermal and chemical branding consists of physically marking the fish skin, either using heated or cooled tools, as well as chemical substances (reviewed in Hastein et al., 2001). For hot branding it has been used heated metals, soldering irons, NiChrome[®] electronic devices, and lasers; for freeze branding it has been used lead typewriter letters cooled in a mixture of acetone or ethanol with dry ice, and tools using liquid nitrogen (Hastein et al., 2001). Chemical branding can be achieved by 'burning' solutions (e.g. silver nitrate and potassium permanganate), or injection of pigments under fish skin (e.g. alcian blue, hydrated chromium oxide, alizarin complexone, and alizarin red) (Hastein et al., 2001). These methods are clearly not suitable for marine ornamentals. Applying thermal or chemical branding in small animals is not only a challenging

task and a risk to animal's health, but also a problem for further identification, as marks can be distorted by fish growth. Additionally, these marking methods would be unaesthetic for marine ornamental species, decreasing their demand and trade value.

4.4. Analytical methods

4.4.1. Fatty acids

The profile of fatty acids has been successfully employed to distinguish wild fish from cultured conspecifics (reviewed in Moretti et al., 2003). It has been also used in combination with stable isotopes analyses to determine fish source more accurately (Bell et al., 2007; Busetto et al., 2008). Most cultured fish have significantly higher lipid contents and different fatty acid profile than wild conspecifics (Moretti et al., 2003). Part of these differences are expected due to the partial replacement of fish oil by plant derived oils in commercial diets (Moretti et al., 2003) and the fact of fish fatty acid profiles being highly dependent of their dietary lipids (Rosenlund et al., 2001). Therefore, this traceability method would be effective to discriminate between cultured and wild specimens, but it would be ineffective to differentiate marine ornamental aquaculturists that used commercial diets with similar fatty acid profiles (Turchini et al., 2009). Unfortunately, this approach requires the collection of tissue samples (muscle or skin) from the target animal, which is a clear limitation for its use on marine ornamental species (Fig. 31le).

4.4.2. Elemental fingerprint

The chemical composition of calcified structures, such as fish otoliths, mollusc shells and coral skeletons, can provide environmental signatures that may allow researchers to trace the origin of target animals (Campana and Thorrold, 2001). The elemental composition in these calcified structures reflects the water chemical composition and temperature, therefore, enabling the correlation between the animal and its environment (Campana, 1999). Fish otoliths are the most studied structure in elemental fingerprint, mainly because of their continuous

growth, age recording feature, and not being susceptible to reabsorption (Campana, 1999; Campana and Thorrold, 2001; Thorrold et al., 2001). The chemical fingerprint of these structures has already been successfully applied to differentiate fish origin (Tanner et al., 2012; Veinott et al., 2012). Elemental fingerprints have been also successfully used to track the origin of invertebrate larvae by analyzing the exoskeleton of crustaceans (DiBacco and Levin, 2000), as well as mollusc shells (Becker et al., 2005) and statoliths (Zacherl et al., 2003). Elemental fingerprints, however, require post-mortem analysis and, therefore, are not recommended for the trade of marine ornamentals (Fig. 3Ib).

4.4.3. Stable isotopes

Stable isotope analysis has been successfully applied to distinguish wild from cultured fish, as well as to tell apart cultured fish from different farms (Moretti et al., 2003; Dempson and Power, 2004; Bell et al., 2007; Rojas et al., 2007; Turchini et al., 2009; Schroeder and de Leaniz, 2011). The most commonly-studied stable isotopes are: nitrogen ($\delta^{15}\text{N}$), carbon ($\delta^{13}\text{C}$), and oxygen ($\delta^{18}\text{O}$), which are measured mostly using mass spectrometry (reviewed in Dawson and Brooks, 2001). Carbon and nitrogen are two of the most important elements in the animal structure. These elements are propagated from one organism to another through food assimilation and growth (Rojas et al., 2007). Cultured specimens can be distinguished from wild conspecifics because commercial diets and natural food resources have different ratios of stable isotopes (Rojas et al., 2007). Oxygen ($\delta^{18}\text{O}$) can also be used to distinguish cultured fish from different farms, as water resources and geographical location of farms influences the ratio of $\delta^{18}\text{O}$ in the fish tissue (Turchini et al., 2009). The currently use of tissue samples (e.g. muscle, fin, skin and liver), scale, and otoliths, to trace fish and fish products, restricts the use of stable isotopes to trace live animals, namely marine ornamental species (Fig. 3Ile). The ratio of stable isotopes in ammonia and faeces, however, has been successfully used to study digestibility and protein synthesis in fish (Fraser et al., 1998; Oliveira et al., 2008). Therefore, the possibility to use the ratio of stable isotopes in animals' faeces, as a non-invasive method to trace live animals, should be further investigated. Nonetheless, this analysis would be reliable only for a

short period of time, which would be directly proportional to the transit time of food in the animal's gastrointestinal tract. In other words, it would not be possible to distinguish a wild animal if it were fed with commercial diet along the supply chain. Thus, the stable isotope ratio in animals' faeces would be best used to distinguish cultured specimens from different farms, by link the animal to a specific commercial diet. The exuviae, in crustaceans, may also be a good solution for non-invasive analysis of stable isotopes and should be further investigated.

4.5. Molecular methods

4.5.1. DNA barcodes

DNA barcoding is a taxonomic tool that has been successfully used in the food industry to prevent mislabeling (Smith et al., 2008; Filonzi et al., 2010). This analysis consists on comparing a single gene region (section of a mitochondrial DNA cytochrome c oxidase subunit I, COI) against a DNA data base (Smith et al., 2008; Silva et al., 2011a). Steinke et al. (2009) examined the COI sequences of 391 species of fish traded for marine aquariums. These authors found that 98% of studied species display sequences that allow their clear separation from any other taxon (including the 6175 fish species in the Barcode of Life Data System). Thus, this method may be useful to identify ornamentals on the level of species when it is not possible by external characteristics (e.g., cryptic species). Nevertheless, as most analytical methods this approach also requires a tissue sample from the target animal, which limits its use on marine ornamentals (Fig. 3Ile). Additionally, this method is also unable to distinguish cultured specimens from wild conspecifics, nor to pinpoint their geographic origin (Olivotto et al., 2011).

4.5.2. Microbiological barcodes

The profile of bacterial communities associated with aquatic organisms, namely fish, has already been successfully used to determine their origin (Le Nguyen et al., 2008; Smith et al., 2009; Tatsadjieu et al., 2010; Ruamkuson et al., 2011). Bacterial diversity is commonly evaluated by amplifying the 16S rDNA from the bacterial genome through a polymerase chain reaction (PCR) and performing

a denaturing gradient gel electrophoresis (DGGE) for bacterial-community “fingerprints” (Tatsadjieu et al., 2010). The PCR product may also be analyzed using terminal restriction fragment length polymorphism (T-RFLP) technique (Smith et al., 2009). In the specific case of fish, these techniques have been successfully used employing samples from fish gills, intestine, skin and mucus (Le Nguyen et al., 2008; Smith et al., 2009; Tatsadjieu et al., 2010; Ruamkuson et al., 2011). For marine ornamental species, sampling the mucus layer appears to be the most suitable option, as mucus can be easily collected in a non-invasive and non-destructive way (Fig. 3III). This approach appears as a promising method for tracing marine ornamentals, as it may allow the identification of the geographical origin of target species and the discrimination between captive-bred, captive-reared, and wild-caught specimens. Additionally, as this method may ultimately allow cultured specimens to be traced to the facility where they were produced (Le Nguyen et al., 2008), it may be used to differentiate producers promoting more sustainable culture practices and add value to their products. This relatively fast and inexpensive approach (Smith et al., 2009; Tatsadjieu et al., 2010) is one of the few traceability tools currently available that does not damage screened specimens (a mandatory feature for any traceability tool to be implemented for marine ornamentals). Most available literature addressed the screening of fish, but Smith et al. (2009) suggested that this method could also be successfully employed for mollusc and crustaceans.

4.6. Breeding of hybrid specimens

The culture of specimens exhibiting color patterns or shapes that are not displayed by wild conspecifics appears to be a suitable alternative to distinguish captive-bred animals from other sources (captive-reared and wild-caught) (Fig. 3IV) (Olivotto et al., 2011). The hybridization of traded species or the selective breeding of unique color morphs can also increase the variety of products available for traders and commonly add value to the traded product. Currently, there is a great variety of hybrid clownfishes (e.g. ORA[®], <http://www.orafarm.com/>; accessed in September 2012), but most cultured species still display their wild morphotype (Olivotto et al., 2011). The culture of hybrids may also be a threat to

environmental conservation when native species are cultured, as accidental escapees may eventually cross with wild specimens and eventually cause changes in the pool genic of wild populations, with unpredictable impacts to marine ecosystems.

4.7. Trading new or rare species

According to Olivotto et al. (2011), “the aquaculture of species never before traded for marine aquariums may be a potential short-term solution to trace cultured organisms”. The rationale for this approach is as follows: if a species is first introduced in the marine aquarium trade by aquaculture production and wild specimens are not available, all traded animals of this specie will have to be cultured and suppliers may be easily identified. If cultured specimens, however, are identical to wild conspecifics and somehow wild specimens start entering the trade due to an increase in their demand, the traceability of produced specimens will be lost (or at least, difficult to achieve). This scenario already occurred with the ornamental shrimp *Lysmata seticaudata*, a unique case study in the marine aquarium trade; this was the first marine ornamental species that was presented to the marine aquarium hobby using cultured specimens before any wild specimens were ever traded. It was only a matter of months until shrimps collected from the wild entered the industry, some of them even being deceptively traded as being cultured in captivity (Calado, 2008). The risks of recruiting new species to the marine aquarium industry have already been highlighted (Tlustý, 2002, 2004; Calado and Dinis, 2008) and the trade of these new species as an attempt to ensure their traceability is likely to work solely on the short-term.

5. CONCLUDING REMARKS

The amount of illegal, unreported, and unregulated fishing practices associated with the trade of marine ornamental species, together with high levels of mortality along the supply chain seriously question the sustainability of this activity as it currently stands.

If these issues continue to be overlooked and no proactive measures are implemented, the whole industry is likely to collapse in the years to come. Traceability and certification are therefore important management tools to assist this industry on its path towards environmental, social and financial sustainability. The trade of marine ornamentals is comparable to no other on its *modus operandi*: it trades millions of live marine specimens from thousands of species originating from a multitude of locations at a unitary basis, fetching high market values mostly due to their aesthetic appearance. Available methods currently used to trace aquatic animals are not fully suitable to trace marine ornamentals because most of them are invasive, unaesthetic, or require the sacrifice of marked specimens to retrieve the information needed for their identification. These methods may be applied to trace species with low unitary value (e.g. some damselfish, hermit crabs, and snails), as some specimens may be randomly sampled to infer the results for a pool of traded organisms, without significant economic losses. It is important to note, however, that such methods violate the principles of animal welfare and should not be encouraged, namely on an industry that commonly advertises marine conservation.

The suitability of all traceability methods addressed in the present work for the trade of marine ornamental species is represented in figure 4. The use of microbiological barcodes present in the mucus of fish and invertebrates appears to be the best option to trace marine ornamentals given its non-invasive and non-destructive approach, along with its high reliability. The breeding of hybrid specimens, as well as certification and eco-labeling were also classified as desirable methods to trace marine ornamentals (Fig. 4). Both methods, however, have constraints to trace marine ornamentals in the near future, such as the lack of culture protocols for most traded species, which impairs the breeding of hybrid specimens; and the high possibility of fraud along the chain of custody, which may threaten the reliability of certification and eco-labeling efforts. Nonetheless, it is important to note that any traceability tool (or tools) employed in this industry must be coupled with a reliable certification program. Without changing the paradigm of the supply chain that has prevailed in the industry in the last decades, any serious attempt to achieve traceability is destined to fail. It is therefore urgent to shift from a long, complex and fragmented supply chain to a shorter and more integrated

model. Moreover, only if marine aquarium keepers become more aware of the sustainability issues associated with the industry that supplies their hobby and are willing to pay more for the added value of certified products will the traceability of marine ornamental species ever be possible.

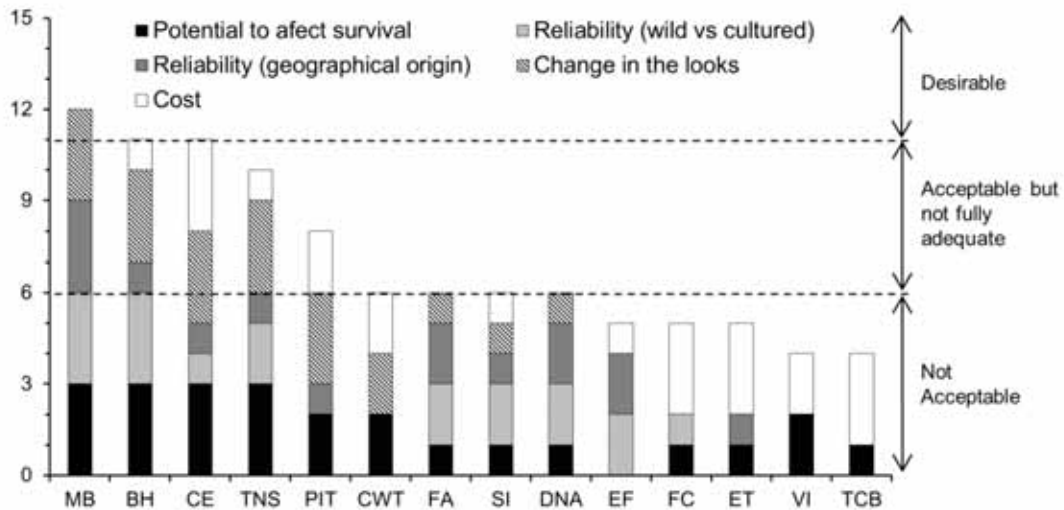


Figure 4. Suitability of traceability methods for the trade of marine ornamental species. Values ranging from 0 to 3 were employed to classify each of the following features: Potential to affect survival of the technique (high = 0, none = 3); Reliability of the technique (to trace geographical origin) (none = 0, high = 3); Reliability of the technique (to discriminate between wild vs cultured specimens) (none = 0, high = 3); Cost of the technique (very high = 0, low = 3); Change in the looks of target specimens following the application of the technique (high = 0, low = 3). MB: microbiological barcodes; BH: breeding hybrid specimens; CE: certification and eco-labeling; TNS: trading new or rare species; PIT: passive integrated transponder; CWT: coded wire tags; FA: fatty acids; SI: stable isotopes; DNA: DNA barcodes; EF: elemental fingerprint; FC: fin clipping; ET: external tags; VI: visible implants; TCB: thermal and chemical branding.

ACKNOWLEDGEMENTS

The authors thank the Conselho Nacional de Desenvolvimento Científico e Tecnológico (CNPq) for the financial support provided (CNPq grants # 302167-2009-9 and 133089/2011-8). They also thank the Food and Agriculture Organization of the United Nations (FAO) for the open permission to use its material for educational or other non-commercial purpose.

REFERENCES

- Acolas, M. L., J. M. Roussel, J. M. Lebel and J. L. Baglinière. Laboratory experiment on survival, growth and tag retention following PIT injection into the body cavity of juvenile brown trout (*Salmo trutta*). *Fish. Res.* 86: 280-284 (2007).
- Alencastro, L. A., R. L. Degner and S. L. Larkin. Hobbyists' preferences for marine ornamental fish: A discrete choice analysis of ecolabeling and selected product attributes. *SPC Live Reef Fish Info. Bull.* 15: 19-22 (2005).
- Baras, E., L. Westerloppe, C. Mélard, J. C. Philippart and V. Bénech. Evaluation of implantation procedures for PIT-tagging juvenile Nile Tilapia. *N. Am. J. Aquacult.* 61: 246-251 (1999).
- Baras, E., C. Malbrouck, M. Houbart, P. Kestemont and C. Melard. The effect of PIT tags on growth and physiology of age-0 cultured Eurasian perch *Perca fluviatilis* of variable size. *Aquaculture* 185: 159-173 (2000).
- Barber, C. V. and V. R. Pratt. Sullied seas: strategies for combating cyanide fishing in Southeast Asia and beyond. Washington D.C.: World Resource Institute. 57 pp (1997).
- Becker, B. J., F. J. Fodrie, P. A. McMillan and L. A. Levin. Spatial and temporal variation in trace elemental fingerprints of mytilid mussel shells: a precursor to invertebrate larval tracking. *Limnol. Oceanogr.* 50: 48-61 (2005).
- Bell, J. D., E. Clua, C. A. Hair, R. Galzin and P. J. Doherty. The capture and culture of post-larval fish and invertebrates for the marine ornamental trade. *Rev. Fish. Sci.* 17: 223-240 (2009).
- Bell, J. G., T. Preston, R. J. Henderson, F. Strachan, J. E. Bron, K. Cooper and D. J. Morrison. Discrimination of wild and cultured european sea bass (*Dicentrarchus labrax*) using chemical and isotopic analyses. *J. Agr. Food Chem.* 55: 5934-5941 (2007).
- Betancur-R, R., A. Hines, A. Acero P, G. Ortí, A. E. Wilbur and D. W. Freshwater. Reconstructing the lionfish invasion: insights into Greater Caribbean biogeography. *J. Biogeogr.* 38: 1281-1293 (2011).

- Beukers, J. S., G. P. Jones, and R. M. Buckley. Use of implant microtags for studies on populations of small reef fish. *Mar. Ecol.-Prog. Ser.*, 125: 61-66 (1995).
- Blundell, A. G. and M. B. Mascia. Discrepancies in reported levels of international wildlife trade. *Conserv. Biol.* 19: 2020-2025 (2005).
- Bolland, J. D., I. G. Cowx and M. C. Lucas. Evaluation of VIE and PIT tagging methods for juvenile cyprinid fishes. *J.Appl. Ichthyol.* 25: 381-386 (2009).
- Bolton, T. F. and W. M. Graham. Jellyfish on the rocks: bioinvasion threat of the international trade in aquarium live rock. *Biol. Invasions* 8: 651-653 (2006).
- Brannas, E., H. Lundqvist, E. Prentice, M. Schmitz, K. Brannas and B. S. Wiklund. Use of the passive integrated transponder (PIT) in a fish identification and monitoring-system for fish behavioral-studies. *T. Am. Fish. Soc.* 123: 395-401 (1994).
- Brown, J. H., S. McCauley, B. Ross, A. Taylor and F. Huntingford. A test of two methods for marking larvae and postlarvae of the giant freshwater prawn, *Macrobrachium rosenbergii*. *Aquacult. Res.* 34: 49-54 (2003).
- Bruckner, A. W. Tracking the trade in ornamental coral reef organisms: The importance of CITES and its limitations. *Aquarium Sci.Conserv.* 3: 79-94 (2001).
- Bruckner, A. W. The importance of the marine ornamental reef fish trade in the wider Caribbean. *Rev.Biol. Trop.* 53: 127-137 (2005).
- Bubb, D. H., T. J. Thom and M. C. Lucas. Movement patterns of the invasive signal crayfish determined by PIT telemetry. *Can. J. Zool.* 84: 1202-1209 (2006).
- Bubb, D. H., M. C. Lucas, T. J. Thom and P. Rycroft. The potential use of PIT telemetry for identifying and tracking crayfish in their natural environment. *Hydrobiologia* 483: 225-230 (2002).
- Buckley, R. M., J. E. West, and D. C. Doty. Internal micro-tag systems for marking juvenile reef fishes. *Bull. Mar. Sci.*, 55: 848-857 (1994).

- Bumgarner, J. D., M. L. Schuck and H. L. Blankenship. Returns of hatchery Steelhead with different fin clips and coded wire tag lengths. *N. Am. J. Fish. Manage.* 29: 903-913 (2009).
- Burke, L., K. Reytar, M. Spalding and A. Perry. Reefs at risk revisited. Washington D.C.: World Resource Institute. 130 pp (2011).
- Busetto, M. L., V. M. Moretti, J. M. Moreno-Rojas, F. Caprino, I. Giani, R. Malandra, F. Bellagamba and C. Guillou. Authentication of farmed and wild turbot (*Psetta maxima*) by fatty acid and isotopic analyses combined with chemometrics. *J. Agric. Food Chem.* 56: 2742-2750 (2008).
- Calado, R. Marine ornamental species from European waters: a valuable overlooked resource or a future threat for the conservation of marine ecosystems? *Sci. Mar.* 70: 389-398 (2006).
- Calado, R. Marine ornamental shrimp: biology, aquaculture and conservation. Oxford: Wiley-Blackwell. 263 pp (2008).
- Calado, R. and P. M. Chapman. Aquarium species: Deadly invaders. *Mar. Pollut. Bull.* 52: 599-601 (2006).
- Calado, R. and M. T. Dinis. Collection of marine invertebrates for the aquarium trade in European waters: is anyone surveying? *Aquat. Conserv.* 18: 335-338 (2008).
- Campana, S. E. Chemistry and composition of fish otoliths: pathways, mechanisms and applications. *Mar. Ecol.-Prog. Ser.* 188: 263-297 (1999).
- Campana, S. E. and S. R. Thorrold. Otoliths, increments, and elements: keys to a comprehensive understanding of fish populations? *Can. J. Fish. Aquat. Sci.* 58: 30-38 (2001).
- Castro-Santos, T., A. Haro and S. Walk. A passive integrated transponder (PIT) tag system for monitoring fishways. *Fish. Res.* 28: 253-261 (1996).
- CITES (Convention on International Trade in Endangered Species of Wild Flora and Fauna). Summary records of the eighteenth meeting of the Animals Committee, San José (Costa Rica) (2002).

- CITES (Convention on International Trade in Endangered Species of Wild Flora and Fauna). Identification of CITES-listed corals in trade [Decision 15.64 B], Report of the intersessional working group (Agenda item 21). (2012).
- Coley, D., M. Howard and M. Winter. Food miles: time for a re-think? *Br. Food J.* 113: 919-934 (2011).
- Davis, J. L. D., A. C. Young-Williams, A. H. Hines and O. Zmora. Comparing two types of internal tags in juvenile blue crabs. *Fish. Res.* 67: 265-274 (2004).
- Dawson, T. E. and P. D. Brooks. Fundamentals of stable isotope chemistry and measurement, pp. 1-18. In: *Stable isotope techniques in the study of biological processes and functioning of ecosystems.* (Unkovich, M., Eds.) Dordrecht, The Netherlands: Kluwer Academic Publishers (2001).
- Dempson, J. B. and M. Power. Use of stable isotopes to distinguish farmed from wild Atlantic salmon, *Salmo salar*. *Ecol. Freshw. Fish* 13: 176-184 (2004).
- Diaz, S., J. R. Smith, S. F. Zaleski and S. N. Murray. Effectiveness of the California state ban on the sale of *Caulerpa* species in aquarium retail stores in southern California. *Environ. Manage.* 50: 89-96 (2012).
- DiBacco, C. and L. A. Levin. Development and application of elemental fingerprinting to track the dispersal of marine invertebrate larvae. *Limnol. Oceanogr.* 45: 871-880 (2000).
- Doupé, R. G., G. J. Partridge and A. J. Lymbery. Visible implant fluorescent elastomer tags as pedigree markers for applied aquaculture: an evaluation using black bream *Acanthopagrus butcheri*. *Aquacult. Res.* 34: 681-683 (2003).
- Drew, M. M., R. G. Hartnoll and B. S. Hansson. An improved mark-recapture method using passive integrated transponder (PIT) tags in *Birgus latro* (Linnaeus, 1767) (Decapoda, Anomura). *Crustaceana* 85: 89-102 (2012).
- Fenner, D. and K. Banks. Orange cup coral *Tubastraea coccinea* invades Florida and the Flower Garden Banks, Northwestern Gulf of Mexico. *Coral Reefs* 23: 505-507 (2004).

- Ferreira, C. E. L. Non-indigenous corals at marginal sites. *Coral Reefs* 22: 498-498 (2003).
- Filonzi, L., S. Chiesa, M. Vaghi, and F. N. Marzano. Molecular barcoding reveals mislabelling of commercial fish products in Italy. *Food Res. Int.*, 43: 1383-1388 (2010).
- Fitz, H. C. and R. G. Wiegert. Tagging juvenile blue crabs, *Callinectes sapidus*, with microwire tags: retention, survival, and growth through multiple molts. *J. Crustacean Biol.* 11: 229-235 (1991).
- Fraser, K. P. P., A. R. Lyndon and D. F. Houlihan. Protein synthesis and growth in juvenile Atlantic halibut, *Hippoglossus hippoglossus* (L.): application of ¹⁵N stable isotope tracer. *Aquacult. Res.* 29: 289-298 (1998).
- Godin, D. M., W. H. Carr, G. Hagino, F. Segura, J. N. Sweeney and L. Blankenship. Evaluation of a fluorescent elastomer internal tag in juvenile and adult shrimp *Penaeus vannamei*. *Aquaculture* 139: 243-248 (1996).
- Green, E. International trade in marine aquarium species: Using the Global Marine Aquarium Database, pp. 31-47. In: *Marine Ornamental Species: Collection, Culture and Conservation*. (Cato, J.C., Brown, C.L., Eds.) Ames, Iowa: Iowa State Press (2003).
- Green, E. P. and H. Hendry. Is CITES an effective tool for monitoring trade in corals? *Coral Reefs* 18: 403-407 (1999).
- Green, S. J., J. L. Akins, A. Maljkovic and I. M. Cote. Invasive lionfish drive Atlantic coral reef fish declines. *PLoS One* 7: e32596 (2012).
- Hand, D. M., W. R. Brignon, D. E. Olson and J. Rivera. Comparing two methods used to mark juvenile Chinook Salmon: automated and manual marking. *N. Am. J. Aquacult.* 72: 10-17 (2010).
- Harmon, T., and M. Celt. The use of sequential Coded Wire Tags™ in a public aquarium. *Drum and Croaker*, 43: 3-9 (2012).
- Hastein, T., B. J. Hill, F. Berthe and D. V. Lightner. Traceability of aquatic animals. *Rev. Sci. Tech. OIE* 20: 564-583 (2001).

- Holthus, P. The Marine Aquarium Council, certifying quality and sustainability in the marine aquarium industry. *SPC Live Reef Fish Info. Bull.* 5: 34-35 (1999).
- Hsu, Y.-C., A.-P. Chen and C.-H. Wang. A RFID-enabled traceability system for the supply chain of live fish, 81-86 pp. In: *Proceedings of the IEEE International Conference on Automation and Logistics, Vols 1-6*. Qingdao, China (2008).
- Hung, D., G. Coman, D. A. Hurwood and P. B. Mather. Experimental assessment of the utility of visible implant elastomer tags in a stock improvement programme for giant freshwater prawn (*Macrobrachium rosenbergii*) in Vietnam. *Aquacult. Res.* 43: 1471-1479 (2012).
- Isely, J. J. and A. G. Eversole. Tag retention, growth, and survival of red swamp crayfish *Procambarus clarkii* marked with coded wire tags. *Trans. Am. Fish. Soc.* 127: 658-660 (1998).
- Jennings, M. J., G. R. Hatzenbeler and J. M. Kampa. One-year retention of passive integrated transponders in adult Muskellunge, and applications to broodstock management. *N. Am. J. Aquacult.* 71: 330-332 (2009).
- Jerry, D. R., T. Stewart, I. W. Purvis and L. R. Piper. Evaluation of visual implant elastomer and alphanumeric internal tags as a method to identify juveniles of the freshwater crayfish, *Cherax destructor*. *Aquaculture* 193: 149-154 (2001).
- Jones, A. M., S. Gardner and W. Sinclair. Losing 'Nemo': bleaching and collection appear to reduce inshore populations of anemonefishes. *J. Fish Biol.* 73: 753-761 (2008).
- Jones, R. CITES, corals and customs: the international trade in wild coral, pp. 351-361. In: *Advances in coral husbandry in public aquariums. Public aquarium husbandry series*. (Leewis, R.J., Janse, M., Eds.) Arnhem, The Netherlands: Burgers' Zoo (2008).
- Josephson, D. C., J. M. Robinson, B. C. Weidel and C. E. Kraft. Long-term retention and visibility of visible implant elastomer tags in Brook Trout. *N. Am. J. Fish. Manage.* 28: 1758-1761 (2008).

- Jousson, O., J. Pawlowski, L. Zaninetti, F. W. Zechman, F. Dini, G. Di Guisepe, R. Woodfield, A. Millar and A. Meinesz. Invasive alga reaches California - The alga has been identified that threatens to smother Californian coastal ecosystems. *Nature* 408: 157-158 (2000).
- Kneib, R. T. and M. C. Huggler. Tag placement, mark retention, survival and growth of juvenile white shrimp (*Litopenaeus setiferus* Pérez Farfante, 1969) injected with coded wire tags. *J. Exp. Mar. Biol. Ecol.* 266: 109-120 (2001).
- Koldewey, H. J. and K. M. Martin-Smith. A global review of seahorse aquaculture. *Aquaculture* 302: 131-152 (2010).
- Kolm, N. and A. Berglund. Wild populations of a reef fish suffer from the "nondestructive" aquarium trade fishery. *Conserv. Biol.* 17: 910-914 (2003).
- Layzer, J. B. and J. R. Heinricher. Coded wire tag retention in ebonyshell mussels *Fusconaia ebena*. *N. Am. J. Fish. Manage.* 24: 228-230 (2004).
- Le Nguyen, D. D., H. H. Ngoc, D. Dijoux, G. Loiseau and D. Montet. Determination of fish origin by using 16S rDNA fingerprinting of bacterial communities by PCR-DGGE: An application on *Pangasius* fish from Viet Nam. *Food Control* 19: 454-460 (2008).
- Lecchini, D., S. Polti, Y. Nakamura, P. Mosconi, M. Tsuchiya, G. Remoissenet and S. Planes. New perspectives on aquarium fish trade. *Fisheries Sci.* 72: 40-47 (2006).
- MAC (Marine Aquarium Council). Core handling, husbandry, and transport international performance standard for the marine aquarium trade. 23 (2001a).
- MAC (Marine Aquarium Council). Core collection, fishing, and holding international performance standard for the marine aquarium trade, pp. 20 (2001b).
- MAC (Marine Aquarium Council). Core ecosystem and fishery management international performance standard for the marine aquarium trade, pp. 19 (2001c).

- Malone, J. C., G. E. Forrester and M. A. Steele. Effects of subcutaneous microtags on the growth, survival, and vulnerability to predation of small reef fishes. *J. Exp. Mar. Biol. Ecol.* 237: 243-253 (1999).
- Mathews Amos, A. and J. D. Claussen. Certification as a conservation tool in the marine aquarium trade: challenges to effectiveness. *Turnstone Consulting and Starling Resources*: 52 pp (2009).
- McCormick, M. I. and S. Smith. Efficacy of passive integrated transponder tags to determine spawning-site visitations by a tropical fish. *Coral Reefs* 23: 570-577 (2004).
- Meinesz, A. and B. Hesse. Introduction of the tropical alga *Caulerpa taxifolia* and its invasion of the northwestern Mediterranean. *Oceanol. Acta* 14: 415-426 (1991).
- Meinesz, A., T. Belsher, T. Thibaut, B. Antolic, K. B. Mustapha, C.-F. Boudouresque, D. Chiaverini, F. Cinelli, J.-M. Cottalorda, A. Djellouli, A. El Abed, C. Orestano, A. M. Grau, L. Ivesa, A. Jaklin, H. Langar, E. Massuti-Pascual, A. Peirano, L. Tunesi, J. de Vaugelas, N. Zavodnik and A. Zuljevic. The introduced green alga *Caulerpa taxifolia* continues to spread in the Mediterranean. *Biol. Invasions* 3: 201-210 (2001).
- Moorhead, J. A. and C. S. Zeng. Development of captive breeding techniques for marine ornamental fish: A review. *Rev. Fish. Sci.* 18: 315-343 (2010).
- Moretti, V. M., G. M. Turchini, F. Bellagama and F. Caprino. Traceability issues in fishery and aquaculture products. *Vet. Res. Commun.* 27: 497-505 (2003).
- Murray, J. M., G. J. Watson, A. Giangrande, M. Licciano and M. G. Bentley. Managing the marine aquarium trade: Revealing the data gaps using ornamental polychaetes. *PLoS One* 7: e29543 (2012).
- Oliveira, A. C. B., L. A. Martinelli, M. Z. Moreira and J. E. P. Cyprino. Determination of apparent digestibility coefficient in fish by stable carbon isotopes. *Aquacult. Nutr.* 14: 10-13 (2008).
- Olivier, K. World trade in ornamental species, pp. 49-63. In: *Ornamental Species: Collection, Culture and Conservation*. (Cato, J.C., Brown, C.L., Eds.) Ames, Iowa: Iowa State Press (2003).

- Olivotto, I., M. Planas, N. Simões, G. J. Holt, M. A. Avella and R. Calado. Advances in breeding and rearing marine ornamentals. *J. World Aquacult. Soc.* 42: 135-166 (2011).
- Ombredane, D., J. L. Bagliniere and F. Marchand. The effects of passive integrated transponder tags on survival and growth of juvenile brown trout (*Salmo trutta* L.) and their use for studying movement in a small river. *Hydrobiologia* 372: 99-106 (1998).
- Paula, A. F. and J. C. Creed. Two species of the coral *Tubastraea* (Cnidaria, Scleractinia) in Brazil: A case of accidental introduction. *Bull. Mar. Sci.* 74: 175-183 (2004).
- Piedra, R., E. Velez, P. Dutton, E. Possardt and C. Padillas. Nesting of the leatherback turtle (*Dermochelys coriacea*) from 1999-2000 through 2003-2004 at Playa Langosta, Parque Nacional Marino Las Baulas de Guanacaste, Costa Rica. *Chelonian Conserv. Bi.* 6: 111-116 (2007).
- Pomeroy, R. S. and C. Balboa. The financial feasibility of small-scale marine ornamental aquaculture in the Philippines. *Asian Fish. Sci.* 17: 365-376 (2004).
- Pomeroy, R. S., J. E. Parks and C. M. Balboa. Farming the reef: is aquaculture a solution for reducing fishing pressure on coral reefs? *Mar. Policy* 30: 111-130 (2006).
- Randall, J.E. Acanthuridae. Surgeonfishes (tangs, unicornfishes), pp. 3653-3683. In: *FAO species identification guide for fishery purposes. The living marine resources of the Western Central Pacific. Volume 6: Bony fishes part 4 (Labridae to Latimeriidae), estuarine crocodiles.* (Carpenter, K.E., Niem, V.H., Eds.). Rome: FAO (2001).
- Rhyne, A. L., M. F. Tlusty and L. Kaufman. Long-term trends of coral imports into the United States indicate future opportunities for ecosystem and societal benefits. *Conserv. Letters* 5: 478-485 (2012a).
- Rhyne, A. L., R. Rotjan, A. Bruckner and M. Tlusty. Crawling to collapse: ecologically unsound ornamental invertebrate fisheries. *PLoS One* 4: e8413 (2009).

- Rhyne, A. L., M. F. Tlusty, P. J. Schofield, L. Kaufman, J. A. Morris, Jr. and A. W. Bruckner. Revealing the appetite of the marine aquarium fish trade: The volume and biodiversity of fish imported into the United States. *PLoS One* 7: e35808 (2012b).
- Roheim, C. A. The economics of ecolabelling, pp. 38-57. In: *Seafood Ecolabelling Principles and Practice*. (Ward, T., Phillips, B., Eds.) West Sussex: Wiley-Blackwell (2008).
- Rojas, J. M. M., F. Serra, I. Giani, V. M. Moretti, F. Reniero and C. Guillou. The use of stable isotope ratio analyses to discriminate wild and farmed Gilthead Sea Bream (*Spares aurata*). *Rapid Commun. Mass Spectrom.* 21: 207-211 (2007).
- Rosenlund, G., A. Obach, M. G. Sandberg, H. Standal and K. Tveit. Effect of alternative lipid sources on long-term growth performance and quality of Atlantic salmon (*Salmo salar* L.). *Aquacult. Res.* 32: 323-328 (2001).
- Roussel, J. M., A. Haro and R. A. Cunjak. Field test of a new method for tracking small fishes in shallow rivers using passive integrated transponder (PIT) technology. *Can. J. Fish. Aquat. Sci.* 57: 1326-1329 (2000).
- Ruamkuson, D., S. Tongpim and M. Ketudat-Cairns. A model to develop biological probes from microflora to assure traceability of tilapia. *Food Control* 22: 1742-1747 (2011).
- Rubec, P. J., F. Cruz, V. Pratt, R. Oellers, B. McCullough and F. Lallo. Cyanide-free net-caught fish for the marine aquarium trade. *Aquarium Sci. Conserv.* 3: 37-51 (2001).
- Ruetz, C. R., B. M. Earl and S. L. Kohler. Evaluating passive integrated transponder tags for marking mottled sculpins: effects on growth and mortality. *Trans. Am. Fish. Soc.* 135: 1456-1461 (2006).
- Sadovy, Y. Death in the live reef fish trades. *SPC Live Reef Fish Info. Bull.* 10: 3-5 (2002).
- Schaffelke, B., N. Murphy and S. Uthicke. Using genetic techniques to investigate the sources of the invasive alga *Caulerpa taxifolia* in three new locations in Australia. *Mar. Pollut. Bull.* 44: 204-210 (2002).

- Schroeder, V. and C. G. de Leaniz. Discrimination between farmed and free-living invasive salmonids in Chilean Patagonia using stable isotope analysis. *Biol. Invasions* 13: 203-213 (2011).
- Semmens, B. X., E. R. Buhle, A. K. Salomon and C. V. Pattengill-Semmens. A hotspot of non-native marine fishes: evidence for the aquarium trade as an invasion pathway. *Mar. Ecol.-Prog. Ser.* 266: 239-244 (2004).
- Sharp, W. C., W. A. Lellis, M. J. Butler, W. F. Herrnkind, J. H. Hunt, M. Pardee-Woodring and T. Matthews. The use of coded microwire tags in mark-recapture studies of juvenile caribbean Spiny Lobster, *Panulirus argus*. *J. Crustacean Biol.* 20: 510-521 (2000).
- Shuman, C. S., G. Hodgson and R. F. Ambrose. Managing the marine aquarium trade: is eco-certification the answer? *Environ. Conserv.* 31: 339-348 (2004).
- Silva, J. M., S. Creer, A. Santos, A. C. Costa, M. R. Cunha, F. O. Costa, and G. R. Carvalho. Systematic and evolutionary insights derived from mtDNA COI barcode diversity in the Decapoda (Crustacea: Malacostraca). *PLoS One*, 6: e19449 (2011a).
- Silva, A. G., R. P. Lima, A. N. Gomes, B. G. Fleury and J. C. Creed. Expansion of the invasive corals *Tubastraea coccinea* and *Tubastraea tagusensis* into the Tamoios Ecological Station Marine Protected Area, Brazil. *Aquat. Invas.* 6: S105-S110 (2011b).
- Smith, C. J., B. S. Danilowicz and W. G. Meijer. Bacteria associated with the mucus layer of *Merlangius merlangus* (Whiting) as biological tags to determine harvest location. *Can. J. Fish. Aquat. Sci.* 66: 713-716 (2009).
- Smith, F. K., M. D. Behrens, L. M. Max and P. Daszak. U.S. drowning in unidentified fishes: Scope, implications, and regulation of live fish import. *Conserv. Letters* 1: 103-109 (2008).
- Sonnenholzner, J. I., G. Montaña-Moctezuma and R. Searcy-Bernal. Effect of three tagging methods on the growth and survival of the purple sea urchin *Strongylocentrotus purpuratus*. *Pan Am. J. Aquat. Sci.* 5: 414-420 (2010).

- Soula, M., A. Navarro, S. Hildebrandt, M. Zamorano, J. Roo, C. Hernández-Cruz and J. Afonso. Evaluation of VIE (visible implant elastomer) and PIT (passive integrated transponder) physical tagging systems for the identification of red porgy fingerlings (*Pagrus pagrus*). *Aquacult. Int.* 20: 571-583 (2012).
- Steinke, D., T. S. Zemplak and P. D. N. Hebert. Barcoding Nemo: DNA-based identifications for the ornamental fish trade. *PLoS One* 4: e6300 (2009).
- Tanner, S. E., P. Reis-Santos, R. P. Vasconcelos, S. Franca, S. R. Thorrold and H. N. Cabral. Otolith geochemistry discriminates among estuarine nursery areas of *Solea solea* and *S. senegalensis* over time. *Mar. Ecol.-Prog. Ser.* 452: 193-203 (2012).
- Tatara, C. P. Size at implantation affects growth of juvenile Steelhead implanted with 12-mm passive integrated transponders. *N. Am. J. Fish. Manage.* 29: 417-422 (2009).
- Tatsadjieu, N. L., J. Maiwore, M. B. Hadjia, G. Loiseau, D. Montet and C. M. F. Mbofung. Study of the microbial diversity of *Oreochromis niloticus* of three lakes of Cameroon by PCR-DGGE: Application to the determination of the geographical origin. *Food Control* 21: 673-678 (2010).
- Thornhill, D. J. Ecological impacts and practices of the coral reef wildlife trade. *Defenders of Wildlife*. 187 pp (2012).
- Thorrold, S. R., C. Latkoczy, P. K. Swart and C. M. Jones. Natal homing in a marine fish metapopulation. *Science* 291: 297-299 (2001).
- Tissot, B. N. and L. E. Hallacher. Effects of aquarium collectors on coral reef fishes in Kona, Hawaii. *Conserv. Biol.* 17: 1759-1768 (2003).
- Tissot, B. N., B. A. Best, E. H. Borneman, A. W. Bruckner, C. H. Cooper, H. D'Agnes, T. P. Fitzgerald, A. Leland, S. Lieberman and A. Mathews Amos. How U.S. ocean policy and market power can reform the coral reef wildlife trade. *Mar. Policy* 34: 1385-1388 (2010).
- Tlusty, M. The benefits and risks of aquacultural production for the aquarium trade. *Aquaculture* 205: 203-219 (2002).

- Tlusty, M. Small scale of production does not automatically mean small scale of impact. *OFI J* 46: 6-9 (2004).
- Tlusty, M., S. Dowd and B. O. V. Halle. Yes fish need to be certified - a reply to Watson. *OFI J* 51: 49-52 (2006).
- Tlusty, M. F. Environmental improvement of seafood through certification and ecolabelling: theory and analysis. *Fish Fish.* 13: 1-13 (2012).
- Tsounis, G., S. Rossi, R. Grigg, G. Santangelo, L. Bramanti and J. Gili. The exploitation and conservation of precious corals. *Oceanogr.Mar. Biol.* 48: 161-212 (2010).
- Turchini, G. M., G. P. Quinn, P. L. Jones, G. Palmeri and G. Gooley. Traceability and discrimination among differently farmed fish: a case study on australian murray cod. *J. Agric. Food Chem.* 57: 274-281 (2009).
- Uglem, I. and S. Grimsen. Tag retention and survival of juvenile lobsters, *Homarus gammarus* (L.), marked with coded wire tags. *Aquacult. Res.* 26: 837-841 (1995).
- Uglem, I., H. Næss, E. Farestveit and K. E. Jørstad. Tagging of juvenile lobsters (*Homarus gammarus* (L.)) with visible implant fluorescent elastomer tags. *Aquacult. Eng.* 15: 499-501 (1996).
- Valladares, S. and M. Planas. Non-lethal dorsal fin sampling for stable isotope analysis in seahorses. *Aquat. Ecol.* 46: 363-370 (2012).
- Vaz, M. C. M., T. A. P. Rocha-Santos, R. J. M. Rocha, I. Lopes, R. Pereira, A. C. Duarte, P. J. Rubec and R. Calado. Excreted thiocyanate detects live reef fishes illegally collected using cyanide - a non-invasive and non-destructive testing approach. *PLoS One* 7: e35355 (2012).
- Veinott, G., P. A. H. Westley, L. Warner and C. F. Purchase. Assigning origins in a potentially mixed-stock recreational Sea Trout (*Salmo trutta*) fishery. *Ecol. Freshw. Fish* 21: 541-551 (2012).
- Wabnitz, C., M. Taylor, E. Green and T. Razak. From ocean to aquarium: The global trade in marine ornamental species. *UNEP World Conservation Monitoring Centre*. Cambridge, United Kingdom: 65 pp (2003).

- Walters, L., R. Odom and S. Zaleski. The aquarium hobby industry and invasive species: has anything changed? *Front. Ecol. Environ.* 9: 206-207 (2011).
- Ward, T. J. and B. Phillips. Ecolabelling of seafood: The basic concepts, pp. 1-37. In: *Seafood Ecolabelling Principles and Practice*. (Ward, T., Phillips, B., Eds.) West Sussex: Wiley-Blackwell (2008).
- Wessells, C. R., R. J. Johnston and H. Donath. Assessing consumer preferences for ecolabeled seafood: The influence of species, certifier, and household attributes. *Am. J. Agr. Econ.* 81: 1084-1089 (1999).
- Wessells, C. R., K. Cochrane, C. Deere, P. Wallis and R. Willmann. Product certification and ecolabeling for fisheries sustainability. *FAO*, Rome, 83 pp (2001).
- Whitfield, P. E., T. Gardner, S. P. Vives, M. R. Gilligan, W. R. Courtenay, G. C. Ray and J. A. Hare. Biological invasion of the Indo-Pacific lionfish *Pterois volitans* along the Atlantic Coast of North America. *Mar. Ecol.-Prog. Ser.* 235: 289-297 (2002).
- Williams, I. D., W. J. Walsh, J. T. Claisse, B. N. Tissot and K. A. Stamoulis. Impacts of a hawaiian marine protected area network on the abundance and fishery sustainability of the yellow tang, *Zebrasoma flavescens*. *Biol. Conserv.* 142: 1066-1073 (2009).
- Wood, E. Collection of coral reef fish for aquaria: global trade, conservation issues and management strategies. United Kingdom: Marine Conservation Society. 80 pp (2001).
- Woodall, L. C., R. Jones, B. Zimmerman, S. Guillaume, T. Stubbington, P. Shaw and H. J. Koldewey. Partial fin-clipping as an effective tool for tissue sampling seahorses, *Hippocampus* spp. *J. Mar. Biol. Assoc. U. K.* 92: 1427-1432 (2012).
- Younk, J. A., B. R. Herwig and B. J. Pittman. Short- and long-term evaluation of passive integrated transponder and visible implant elastomer tag performance in muskellunge. *N. Am. J. Fish. Manage.* 30: 281-288 (2010).
- Zacherl, D. C., P. H. Manriquez, G. Paradis, R. W. Day, J. C. Castilla, R. R. Warner, D. W. Lea and S. D. Gaines. Trace elemental fingerprinting of

gastropod statoliths to study larval dispersal trajectories. *Mar. Ecol.-Prog. Ser.* 248: 297-303 (2003).

Zajicek, P., S. Hardin and C. Watson. A Florida marine ornamental pathway risk analysis. *Rev. Fish. Sci.* 17: 156-169 (2009).

Zaroban, D. W. and S. M. Anglea. Efficacy of using passive integrated transponder technology to track individual Shorthead Sculpins. *West. N. Am. Naturalist* 70: 218-223 (2010).

VIII. CONSIDERAÇÕES FINAIS E CONCLUSÕES

Pesquisas sobre animais ornamentais marinhos estão crescendo no mundo todo e ganhando destaque em revistas de alto nível. Porém, poucos trabalhos abordam mercado e ferramentas de gestão de mercado, visando o desenvolvimento sustentável da atividade. Assim, este trabalho visou preencher essa lacuna na literatura. Foi utilizada uma estrutura lógica e simplificada, tornando esse artigo acessível aos pesquisadores de diferentes áreas do conhecimento, que é uma importante característica para um artigo de revisão.

Embora não haja nenhuma quantificação exata do impacto do comércio de espécies ornamentais marinhas sobre o ecossistema, o uso de técnicas destrutivas de coleta, juntamente com a sobre-exploração de espécies-alvo e as práticas de pesca ilegal, não declarada e não regulamentada, são indicativos de uma atividade impactante e insustentável. A coleta de espécies ornamentais é uma importante fonte de renda para comunidades costeiras pobres nos países em desenvolvimento, por isso, se estas questões continuarem a ser negligenciadas e não forem implementadas medidas pró-ativas, poderá haver danos irreversíveis para o ecossistema e para as sociedades.

Há um esforço cada vez maior no desenvolvimento de produções sustentáveis no comércio de ornamentos marinhos. Muitos protocolos de cultivo têm sido desenvolvidos com este objetivo. Porém, a aquicultura ornamental pode tornar-se parte do problema se não for gerida adequadamente. É importante quebrar o mito de que a pesca dos ornamentais não pode ser sustentável. O alto valor de mercado dos ornamentais marinhos é um incentivo para o desenvolvimento de práticas de pesca sustentáveis. As certificações e as etiquetas verdes podem fornecer incentivos de mercado importantes para ajudar no desenvolvimento de uma produção sustentável (aquicultura ou pesca). Assim, clientes conscientes aumentariam a demanda por produtos produzidos de forma sustentável. Porém, estes programas devem ter credibilidade entre os clientes e, portanto, um método fiável para rastrear espécies ornamentais marinhas pode ser uma ferramenta importante para superar estes problemas.

Infelizmente, a maioria dos métodos disponíveis para rastrear espécies aquáticas não é adequada para o comércio de ornamentais marinhos por serem

invasivos, não estéticos, ou necessitem que o animal seja sacrificado. Estes métodos poderiam ser aplicados para rastrear espécies com baixo valor unitário. Assim, alguns exemplares seriam selecionados aleatoriamente para inferir o resultado de todo o lote. Porém, é importante notar que estes métodos violam os princípios do bem-estar animal e não devem ser incentivados. O uso de códigos de barras microbiológico, presentes no muco de peixes e invertebrados, parece ser a melhor opção para rastrear ornamentais marinhos devido a sua alta confiabilidade e abordagem não-invasiva. Mas, é mais provável que uma combinação de dois ou mais métodos de rastreabilidade precise ser implementada para suprir as características peculiares exibidas pelo comércio vivo de espécies ornamentais marinhas. Para conseguir uma rastreabilidade efetiva, é importante que qualquer método seja inserido junto com um programa de certificação confiável. Para isso, é necessário tornar a cadeia de abastecimento mais curta e integrada, e com clientes dispostos a pagar mais por produtos certificados.