

UNIVERSIDADE ESTADUAL PAULISTA “JÚLIO DE MESQUITA FILHO”
INSTITUTO DE BIOCÊNCIAS DE BOTUCATU
PROGRAMA DE PÓS-GRADUAÇÃO EM CIÊNCIAS BIOLÓGICAS
ÁREA DE CONCENTRAÇÃO: ZOOLOGIA

DISSERTAÇÃO DE MESTRADO

**O CONTEÚDO ORGÂNICO DO SEDIMENTO INFLUENCIA NA DISTRIBUIÇÃO
INTRAESPECÍFICA DE CARANGUEJOS-CHAMA-MARÉ**

FERNANDO R. DE GRANDE

Botucatu-SP

-2016-

FERNANDO R. DE GRANDE

O conteúdo orgânico do sedimento influencia na distribuição intraespecífica dos caranguejos-chama-maré

Dissertação apresentada ao curso de pós-graduação em Ciências Biológicas: Zoologia, do Instituto de Biociências, Universidade Estadual Paulista (UNESP), Campus de Botucatu, como parte dos requisitos para a obtenção do título de Mestre em Ciências Biológicas – Área de Concentração: Zoologia.

Orientadora: Dra. Tânia Marcia Costa

Botucatu-SP

-2016-

FICHA CATALOGRÁFICA ELABORADA PELA SEÇÃO TÉC. AQUIS. TRATAMENTO DA INFORM.
DIVISÃO TÉCNICA DE BIBLIOTECA E DOCUMENTAÇÃO - CÂMPUS DE BOTUCATU - UNESP
BIBLIOTECÁRIA RESPONSÁVEL: ROSEMEIRE APARECIDA VICENTE-CRB 9/5651

De Grande, Fernando Rafael.

O conteúdo orgânico do sedimento causa a distribuição
intra-específica dos caranguejos-chama-maré / Fernando
Rafael De Grande. - Botucatu, 2016

Dissertação (mestrado) - Universidade Estadual Paulista
"Júlio de Mesquita Filho", Instituto de Biociências de
Botucatu

Orientador: Tânia Marcia Costa
Capes: 20000006

1. Caranguejo - Distribuição geográfica. 2. Bentos.
3. Braquiuros. 4. Sedimentos.

Palavras-chave: Comportamento de preferencia; Delineamento
experimental; Distribuição diferencial; *Uca thayeri*; *Uca*
uruguayensis.

Dedico este trabalho a minha companheira Priscila Granado por ser a principal responsável para a concepção da ideia deste trabalho.

Agradecimentos

Esta dissertação é o resultado do trabalho de diversos envolvidos. Espero assim oferecer uma pequena demonstração de carinho e consideração aos que contribuíram para minha formação.

Agradeço a minha família por me incentivarem a continuar construindo minha carreira acadêmica. Agradeço aos meus pais, José D. De Grande e Sueli T. Comin De Grande, pelos anos dedicados a minha formação humana, por me proporcionarem uma educação de qualidade e por me fornecerem suporte financeiro. Agradeço ao meu irmão José Samuel de Grande e a sua esposa Andréia Marcon De Grande pelo carinho e orgulho demonstrado.

Agradeço aos amigos que integram a equipe do 'Laboratório de Ecologia e Comportamento Animal (Labecom)' – Unesp, Campus de São Vicente: Sanches F.H.C., Machado G., Oliveira R. Miyai C., Carvalho R., Jimenez P., Pardo J., Natálio L.F., Arvigo A., Citadin M., Cossignani E., Niero T., Ogata B., Fortuna M., Wendeborn M., Viana B., Fogo B.R. e Cordeiro L. por me ajudarem em tantas amostragens em campo, carregar sedimento, auxiliarem no delineamento, auxiliarem na estatística e darem sugestões sobre o trabalho. Agradeço-os por serem mais do que bons profissionais, por serem amigos.

Agradeço a Priscila Granado, minha companheira, que foi fundamental para a concepção da ideia deste trabalho. Agradeço-a pelo amor e atenção dedicado. Agradeço-a pelo companheirismo. Agradeço-a pelas discussões e pela motivação que tornam a carreira acadêmica uma carreira muito agradável.

Agradeço aos amigos da república mango Shultz L., Gonzalez J.G., Martins P.V., Alarcón J.A.F, Abib M.C., Souza V.A. e Stec A. por toda a amizade e companheirismo.

Agradeço ao professor Martin Skov (Bangor University) por me receber no País-de-Gales e pelas valiosas sugestões sobre o trabalho. Agradeço a professora Milene Fornari pelas sugestões para a realização da granulometria do sedimento.

Agradeço ao programa de pós-graduação em Ciências Biológicas (Zoologia) da Unesp de Botucatu e ao Campus do Litoral Paulistas da Unesp de São Vicente pela formação e estrutura física, respectivamente.

Finalmente agradeço a minha querida orientadora Tânia M. Costa, por toda a dedicação e zelo ao longo minha formação profissional.

Sumário

APRESENTAÇÃO	1
REFERÊNCIAS BIBLIOGRÁFICAS.....	3
ORGANIC CONTENT OF SEDIMENT INFLUENCE INTRA-SPECIFIC DIFFERENTIAL DISTRIBUTION OF FIDDLER CRABS.....	6
ABSTRACT	6
1. INTRODUCTION.....	7
2. METHODS.....	10
2.1 Field experiment: testing the relationship between the size and density of fiddler crabs with organic content of sediment.....	10
2.1.1 Statistical analyses.....	11
2.2 Laboratory experiment: testing the intra-specific preference of fiddler crabs for different organic content of sediment.....	11
2.2.1 Experimental design.....	11
2.2.2 Details about the preparation of the microcosms.....	13
2.2.3 Statistical analyses.....	15
3. RESULTS.....	15
3.1 Field experiment.....	15
3.1.1 Density variation of fiddler crabs.....	15
3.1.2 Size variation of fiddler crabs.....	16
3.2 Laboratory experiment.....	16
3.2.1 Organic matter and grain size of sediment from microcosms.....	16
3.2.2 Organic matter and habitat preference.....	17
3.2.2 Comparison of sediment ingesting and burrows dug by crabs of different sizes in different types of sediment.....	17
4. DISCUSSION.....	18
5. ACKNOWLEDGEMENTS.....	20
6. REFERENCES.....	21
7. FIGURES.....	25

1 **Apresentação**

2 Os caranguejos-chama-maré (gênero *Uca*) são 'espécies-chave' dos ambientes
3 estuarinos (Kristensen, 2008). Estes caranguejos promovem a bioturbação do sedimento
4 durante suas atividades de alimentação e escavação de tocas (Kristensen, 2008). A
5 bioturbação promovida por estes caranguejos altera a quantidade e a qualidade de recursos
6 (matéria orgânica, oxigênio, microfitobentos) utilizados por outros organismos estuarinos (Botto
7 and Iribarne, 2000; Kristensen, 2008; Michaels and Ziemann, 2013). Além disso, os caranguejos-
8 chama-maré são um dos organismos bentônicos mais abundantes na zona do entre-marés
9 (Teal, 1962). Os hábitos anfíbios destes caranguejos os tornam importante presas tanto de
10 organismos aquáticos quanto terrestres (Krumme et al. 2006; Koga et al. 2001). Desta forma
11 estes caranguejos são um importante conector para o fluxo de energia e nutrientes proveniente
12 da zona do entre-marés para ambientes adjacentes (Teal, 1962).

13 Uma característica interessante dos caranguejos-chama-maré é que diversas espécies
14 podem coabitar a zona do entre-marés em faixas de ocupação relativamente distintas (Costa
15 and Negreiros-Fransozo, 2001; Nobbs, 2003; Ribeiro et al. 2005). A distribuição diferencial
16 também é notada a nível intraespecífico, havendo relatos de diferentes faixas de ocupação
17 entre juvenis e adultos (Ens et al. 1993; Daleo et al. 2003). O estabelecimento das faixas de
18 ocupação entre os caranguejos-chama-maré é determinado tanto por fatores abióticos quanto
19 por fatores bióticos (Ribeiro et al. 2005; Sanford et al. 2006; Thurman et al. 2013; Mokhtari et
20 al. 2015). Tais características tornam os caranguejos-chama-maré 'organismos-modelo'
21 adequados para estudos sobre ecologia.

22 Dentre os fatores apontados como determinante para a distribuição diferencial entre os
23 caranguejos-chama-maré, o conteúdo orgânico do sedimento é relatado como um dos
24 principais. O conteúdo orgânico do sedimento é apontado como fonte de alimento para os
25 caranguejos do gênero *Uca* (Crane, 1975; Icely and Jones, 1978, Reinsel and Rittschof, 1995).
26 Um dos métodos mais usuais para se estimar a matéria orgânica do sedimento estuarino é o
27 método de perda de peso por ignição (Luczak et al. 1997). Este método é capaz de detectar
28 apenas a quantidade total de carbono do sedimento. No entanto estudos mais acurados vêm
29 demonstrando que as espécies de chama-maré diferem quanto à qualidade do recurso
30 alimentar ingerido (Hisieh et al. 2002). Cada espécie pode se alimentar de um recurso

1 específico do sedimento (por exemplo: algumas espécies se alimentam mais de microalgas,
2 outras de detritos vegetais, etc.). Isso nos conduziu a questionar se a matéria orgânica total do
3 sedimento ainda é um fator que pode ser utilizado em estudos sobre ecologia dos caranguejos
4 do gênero *Uca*.

5 Nós também observamos na literatura limitações lógicas sobre os delineamentos
6 utilizados para estudar a influência da matéria orgânica do sedimento sobre a distribuição dos
7 caranguejos-chama-maré. Tais limitações referem-se aos desenhos experimentais utilizados
8 até então para a descrição do fenômeno e os seus respectivos limites intrínsecos. Neste
9 trabalho nós tentamos superar tais limites propondo uma abordagem que buscou descrever o
10 fenômeno no habitat dos chama-marés e o testou em experimentos em laboratório. Nossa
11 última preocupação com este tema trata-se da conclusão comumente propagada de que os
12 chama-maré 'preferem' sedimentos com mais matéria orgânica. Underwood et al. (2004)
13 demonstraram que comportamento de preferência não deve ser atribuído simplesmente a
14 associações randômicas. Os autores propõem que estudos de preferência devem avaliar a
15 utilização dos recursos envolvidos em tratamentos com e sem escolha.

16 Neste estudo nós avaliamos se o conteúdo orgânico do sedimento é um fator
17 importante para a distribuição dos caranguejos-chama-maré e se, portanto, ainda pode ser
18 utilizado em estudos sobre a ecologia desse gênero. Primariamente nós avaliamos em campo
19 se a variação de tamanho e densidade de *U. thayeri* e *U. uruguayensis* está associada a
20 variação de matéria orgânica do sedimento da zona do entre-marés. Em laboratório nós
21 avaliamos a preferência de *U. uruguayensis* de diferentes tamanhos por sedimentos com alto
22 ou baixo conteúdo orgânico. Complementarmente, avaliamos a quantidade de sedimento
23 ingerido e número de tocas escavadas para cada tamanho de caranguejo em sedimentos com
24 alto e baixo conteúdo orgânico.

25 Nós observamos para ambas as espécies que áreas com mais matéria orgânica
26 suportam populações mais densas. Em laboratório observamos que independentemente do
27 tamanho os caranguejos ingerem menos sedimento com alto conteúdo orgânico. Desta forma
28 nós sugerimos que o conteúdo orgânico do sedimento indica a quantidade de alimento
29 disponível para os chama-marés. Portanto este fator pode ainda ser utilizado nos estudos
30 sobre a ecologia do gênero. Além disso, nós também observamos que os caranguejos

1 apresentam uma associação negativa entre o tamanho corpóreo e o conteúdo orgânico. Em
2 laboratório os indivíduos menores comem mais que os maiores, independentemente do tipo de
3 sedimento. Devido a este último resultado, nós sugerimos que os caranguejos menores, que
4 ainda estão crescendo, devem habitar sedimentos com maior quantidade de alimento.
5 Conseqüentemente, em sedimentos com pouca matéria orgânica apenas caranguejos maiores,
6 que gastam menos energia crescendo, podem sobreviver.

7

8 REFERENCIAS BIBLIOGRÁFICAS

- 9 Botto, F., Iribarne, O., 2000. Contrasting effects of two burrowing crabs (*Chasmagnathus*
10 *granulate* and *Uca uruguayensis*) on sediment composition and transporting in estuarine
11 environments. *Estuar. Coast. Shelf S.* 51, 141-151.
- 12 Costa, T.M., Negreiros-Fransozo M.L. (2001). Morphological adaptation of second maxilliped in
13 semiterrestrial of genus *Uca* leach, 1814 (Decapoda, Ocypodidae) from a subtropical
14 Brazilian mangrove. *Nauplius.* 9, 123–131.
- 15 Crane, J., 1975. Fiddler Crabs of the World Ocypodidae: genus *Uca*, first ed. Princeton
16 University Press, New York.
- 17 Daleo, P., Ribeiro, P., Iribarne, O., 2003. The SW Atlantic burrowing crab *Chasmagnathus*
18 *granulatus* Dana affects the distribution and survival of the fiddler crab *Uca uruguayensis*
19 Nobili. *J. Exp. Mar. Biol. Ecol.* 291:255–267.
- 20 Ens, B.J., Klaassen, N., Zwarts, L., 1993. Flocking and feeding in the fiddler crab (*Uca tangeri*):
21 prey availability as risk-taking behavior. *Neth. J. Sea Res.* 31, 477–494.
- 22 Hsieh, H.L., Chen, C.P., Chen, Y.G., Yan, H.H., 2002. Diversity of benthic organic matter flows
23 through polychaetes and crabs in a mangrove estuary: $\delta^{13}\text{C}$ and $\delta^{34}\text{S}$ signals. *Mar. Ecol.*
24 *Prog-Ser.* 227, 145-155.
- 25 Icely, J.D., Jones, D.A., 1978. Factors affecting the distribution of the genus *Uca* (Crustacea:
26 Ocypodidae) on an east African shore. *Estuar. Coast. Mar. Sc.* 6, 315-325.
- 27 Koga, T., Backwell, P.R.Y., Christy, J.H., Murai, M., Kasuya, E. 2001. Male-biased predation of
28 fiddler crab. *Anim. Behav.* 62, 201-207.
- 29 Kristensen, E., 2008. Mangrove crabs as ecosystem engineers; with emphasis on sediment
30 processes. *J. Sea Res.* 59, 30-43.
- 31 Krumme, U., Keuthen, H., Saint-Paul, U., Villwock, W., 2007. Contribution to the feeding
32 ecology of the banded puffer fish *Colomesus psittacus* (Tetraodontidae) in north Brazilian
33 mangrove creeks. *Braz. J. Biol.* 67, 383–92
- 34 Luczak, C., Janquin, M., Kupka, A. 1997. Simple standard procedure for the routine
35 determination of organic matter in marine sediment. *Hydrobiologia.* 345, 87-94.
- 36 Michaels, R.E., Zieman, J.C., 2013. Fiddler crabs (*Uca* spp) burrows have a little effect
37 surrounding sediment oxygen concentration. *J. Exp. Mar. Biol. Ecol.* 448, 104-113.

- 1 Mokhtari, M., Ghaffar, M.A., Usup, G., Cob, Z.C., 2015. Determination of key environmental
2 factors responsible for distribution patterns of fiddler crabs in a tropical mangrove
3 ecosystem. PloS one. 10, 01-17.
- 4 Nobbs, M., 2003. Effects of vegetation differ among three species of fiddler crabs (*Uca* spp.). J.
5 Exp. Mar. Biol. Ecol. 284, 41–50.
- 6 Reinsel, K.A., Rittschof D., 1995. Environmental regulation of foraging in the sand fiddler crab
7 *Uca pugilator* (Bosc 1802). J. Exp. Mar. Biol. Ecol. 187: 269-287.
- 8 Ribeiro, P.D., Iribarne, O.O., Daleo P., 2005. The relative importance of substratum
9 characteristics and recruitment in determining the spatial distribution of the fiddler crab
10 *Uca uruguayensis* Nobili. J. Exp. Mar. Biol. Ecol. 314:99–111.
- 11 Sanford, E., Holzman, S.B., Haney, R.A., Rand, D.M., Bertness, M.D., 2006. Larval tolerance,
12 gene flow, and the northern geographic range limit of fiddler crabs. Ecology. 87, 2882–94
- 13 Teal, J.M., 1962. Energy flow in the salt marsh ecosystem of Georgia. Bull. Ecol. Soc. Am. 43,
14 614-624.
- 15 Thurman, C.L., Faria, S.C., McNamara, J.C. 2013. The distribution of fiddler crabs (*Uca*) along
16 the coast of Brazil: implications for biogeography of the western Atlantic Ocean. Mar.
17 Biodivers. Rec. 6, 01-21.
- 18 Underwood, A.J., Chapman, M.G., Crowe T.P. 2004. Identifying and understanding ecological
19 preferences for habitat or prey. J. Exp. Mar. Biol. Ecol. 300, 161–187.
- 20
- 21
- 22
- 23
- 24
- 25
- 26
- 27
- 28
- 29
- 30
- 31
- 32
- 33
- 34

1 O trabalho a seguir será submetido à revista “Journal of Experimental Marine Biology
2 and Ecology” e, portanto, está formatado conforme as normas disponíveis no website da
3 revista: [https://www.elsevier.com/journals/journal-of-experimental-marine-biology-and-](https://www.elsevier.com/journals/journal-of-experimental-marine-biology-and-ecology/0022-0981/guide-for-authors)
4 [ecology/0022-0981/guide-for-authors](https://www.elsevier.com/journals/journal-of-experimental-marine-biology-and-ecology/0022-0981/guide-for-authors)

5

6

7

8

9

10

11

12

13

14

15

16

1 **SEDIMENT ORGANIC CONTENTS INFLUENCE THE INTRA-SPECIFIC DISTRIBUTION OF**
2 **FIDDLER CRABS**

3 Fernando Rafael De Grande^a and Tânia Marcia Costa^{b*}

4

5 ^aPostgraduate Program in Biological Sciences (Zoology), Botucatu Biosciences Institute, São
6 Paulo State University – UNESP, 18618-000, SP, Brazil.

7 ^bLaboratory of Ecology and Animal Behavior. Coastal Campus, São Paulo State University –
8 UNESP, 11330-900, São Vicente, SP, Brazil.

9 *Corresponding author: São Paulo State University – UNESP, Coastal Campus, Praça Infante
10 Dom Henrique, S/N, Parque Bitarú. CEP: 11330-900, São Vicente, SP, Brasil. Tel: +55 13 3569
11 7116. E-mail address: costatm@clp.unesp.br (T.M. Costa).

12

13 **Abstract**

14 Crabs of the genus *Uca* are important benthic macrofauna in estuarine
15 environments. Several *Uca* species coexist on intertidal mud- and sand-flats where they
16 feed on microorganisms or sediment debris. Species have relatively distinct zones, and
17 zone establishment is based on biotic and abiotic factors. Sediment organic matter is
18 thought to be one of the most important zoning factors. We tested the effects of organic
19 matter content on intra-specific distribution of *U. thayeri* and *U. uruguayensis* in their
20 habitats. Organic matter content, crab density, and size frequency were observed in
21 quadrates at each meter along intertidal transects (length of transect). In laboratory
22 microcosms with- and without-options were used to test any preference of crabs for
23 high- or low-organic content sediment. We also assessed feeding (scoops into
24 sediment) and the number of burrows dug into each sediment for two categories of *U.*
25 *uruguayensis* (large and small individuals). Both species showed a negative relationship
26 between crab size and organic content, and both showed higher densities in field sites
27 with more organic matter. This pattern was not due to a preference behavior of crabs for
28 sediments that vary only by organic matter. Both sizes of crabs fed less frequently in
29 sediments with high organic content. Small crabs feed more than large crabs regardless
30 of the sediment type. Our results indicate that food organic matter influences the

1 amount of food available to fiddler crabs. Because of this, sites with high organic
2 content support populations at higher densities. In a mono specific patch, small crabs
3 occupy the lower level of the intertidal zone, which contains more organic matter. Large
4 crabs are predominant in the intertidal zone high level.

5 Keywords: preference behavior, experimental design, differential distribution.

6

7 **1. Introduction**

8 Fiddler crabs are of the most conspicuous benthic macrofauna in tropical and
9 subtropical estuarine environments, both in abundance and biomass (Teal, 1962; Cammen et
10 al. 1980; Macintosh et al. 2002; Koch and Wolff, 2002). Fiddler crabs are important to the
11 trophic web of such environments because they alter the amount of resources available to other
12 organisms in the intertidal zone (Kristensen, 2008). They affect the trophic web directly through
13 consumption of resources when feeding and indirectly via bioturbation of sediment when
14 digging burrows (Botto and Iribarne, 2000; Kristensen, 2008; Michaels and Zieman, 2013).
15 Fiddler crabs are preyed upon by fish (Krumme et al. 2006), other crabs (Daleo et al. 2003),
16 birds (Koga et al. 2001, 2015), and mammals (Rulison et al. 2012). They are therefore an
17 important connector for the flow of energy and nutrients from the intertidal zone to aquatic and
18 terrestrial environments (Teal, 1962). An understanding of the distribution of fiddler crabs is
19 essential for the evaluation of their effects on other organisms and on the environment.

20 Fiddler crabs are useful models for evaluating the distribution, biogeography, and
21 ecology of close competitors. Several *Uca* species typically coexist in intertidal areas where
22 they share resources, including food and space. The distribution of fiddler crabs is regulated by
23 macroscale factors, such as different latitudes (Crane, 1975, Sanford et al. 2006), and
24 microscale factors, such as species zonation across the intertidal zone (Costa and Negreiros-
25 Fransozo, 2001; Nobbs, 2003; Ribeiro et al. 2005). Important factors that govern the
26 distribution of the fiddler crabs are abiotic factors like: the amount of organic matter,
27 temperature, tide, salinity, and sediment grain size (Teal et al. 1958; Icely and Jones, 1978;
28 Genoni, 1985; Reinsel and Rittschof, 1995; Ribeiro et al. 2005; Sanford et al. 2006; Thurman et
29 al. 2013; Mokhtari et al. 2015), and biotic factors like: dispersion, larval settlement, predation,

1 and sediment vegetation (Epifanio et al. 1988; Daleo et al. 2003; Nobbs, 2003; Thurman et al.
2 2013).

3 Sediment organic matter content is the source of food and is therefore an important
4 factor for determining the distribution of fiddler crabs (Crane, 1975; Icely and Jones, 1978,
5 Reinsel and Rittschof, 1995). Fiddler crabs have specialized maxillipeds for mechanical
6 separation of organic particles from sediment grains (Miller, 1961; Costa and Negreiros-
7 Fransozo, 2001; Colpo and Negreiros-Fransozo, 2013). In the intertidal zone, sediment organic
8 matter has a gradient of distribution that decreases from water to land (Huettel et al. 1996;
9 Lallier-verges et al, 1998; Bouillon et al. 2003). This gradient of organic matter is proposed to be
10 the cause of coexisting *Uca* species zonation within an estuary (Icely and Jones, 1978; Kolch et
11 al. 2005; Bezerra et al. 2006; Mokhtari et al. 2015).

12 Weight loss ignition is frequently used for quantifying the organic content and estimating
13 the amount of total carbon in benthic environment sediment (Luczak et al. 1997), but this
14 approach does not identify the source or quality of organic content. Accurate studies have
15 shown that fiddler crab foods vary based on species, or on the area where they live (Hisieh et
16 al. 2002). The main foods assimilated by *U. vocans* and *U. polita* consist of bacteria (Dye and
17 Lasiak, 1987), while *U. vocator* feed on cyanobacteria (France, 1998). *Uca arcuatacan* feed on
18 diatoms and phanerogamic debris (Hsieh et al. 2002). Reinsel (2004) demonstrated that *U.*
19 *pugilator* causes a reduction in organic content, chlorophyll A, and sediment meiofauna. Given
20 the diversity of food items consumed by fiddler crabs, the amount of organic matter in the
21 sediment may not reflect the actual food source. We investigated if total organic matter in
22 sediment has any effect on crab distribution. One of our objectives was to determine if organic
23 matter amounts can accurately be used in fiddler crab ecology studies.

24 We also aimed to address the logic that resulted from previous investigations into the
25 effects of organic content on crab distribution. The main findings guiding this logic were based
26 on: (1) the observation that different species of the genus *Uca* occupy the heights of the
27 intertidal zone where variation in organic content occurs (Icely and Jones, 1978; Frith and
28 Brunenmeister, 1980); (2) association tests between the population structure of one species
29 and the amount of organic matter in the sediment (Costa and Negreiros-Fransozo, 2001;
30 Ribeiro et al. 2005; Bezerra et al. 2006; Mokhtari et al. 2015); and (3) hypothesis tests to

1 compare population structures across sites that differ in organic content (Colpo et al. 2003;
2 Kock et al. 2005; Benetti et al. 2007). These three approaches have logical limitations
3 (Underwood, 1997). First, it is impossible to know if species composition variation is promoted
4 by organic content differences since this was not evaluated in the context of the population
5 structure of each species. Secondly, the apparent association between population structure and
6 organic content can be influenced by other factors. Finally, it is hard isolate the response
7 variable (population structure) from other factors that may differ between sites including
8 sediment grain size, tide level, predation, and other factors (Jennings and Nelson, 1992; Hughs
9 et al. 1998; Daleo et al. 2003; Yang et al. 2008). Collectively, the effects of sediment organic
10 content on the distribution of fiddler crabs remain unclear. Laboratory experiments (under
11 controlled conditions) following the patterns observed in field could be used to test hypotheses
12 built on each model.

13 Our final concern about the effects of organic content on species distribution related to
14 the conclusion that fiddler crabs "*prefer*" sediments with higher organic content or food (Icely
15 and Jones 1978; Ens et al. 1993; Thurman et al. 2013). Non-random associations are not
16 equivalent to preference. The fact that animals are using more of one type of resources (e.g.
17 food) than another, or that these resources are present in higher amounts in a certain
18 microhabitat, are not necessarily indications of preference behavior (Underwood et al. 2004).
19 '*Preference*' is when an animal actively chooses a resource from a group of resources that have
20 the same chance of consumption, availability, and accessibility (Underwood et al. 2004).
21 Complex experiments are required to assess the proportion of different types of items
22 consumed, or habitats used by one animal, when those are offered singly and together in order
23 to demonstrate preference behavior (see Olabarria et al. 2002 and Underwood et al. 2004).

24 We aimed to evaluate the effects of the amount of food organic matter in the intertidal
25 zone sediment on intra-specific fiddler crab distribution. We evaluated if variation in organic
26 matter content was associated with variation in the size, distribution, or density of fiddler crabs
27 *U. thayeri* Rathbun, 1900 and *U. uruguayensis* Nobili, 1901. Two hypotheses were tested: (H₁)
28 the density of fiddler crabs is higher in areas with more sediment organic matter, and (H₂) fiddler
29 crabs are larger in areas with more sediment organic matter. We assumed that the effect of

1 organic matter was strong enough to determine the variation in the distribution of crabs
2 independently of other variables.

3 In the laboratory we used *U. uruguayensis* to test the hypothesis that (H3) both small
4 and large fiddler crabs 'prefer' high organic content sediments. We also evaluated the use of
5 sediments with either high or low organic content by crabs. We quantified how many scoops the
6 crabs made while feeding and numbers of burrows they made in either high or low organic
7 content sediments.

8

9 **2. Methods**

10

11 2.1 Field experiment: testing the relationship between fiddler crab size and density as a function
12 of sediment organic content.

13 This study was conducted at two different estuaries in São Paulo State: the estuary at Mar
14 Pequeno in Praia Grande, 23°59'S – 46°24'O and the estuary at Una River in Peruibe, 24°26'S
15 – 47°04'O. Both sites used for the study were mangrove forests under semi-diurnal tide
16 systems.

17 Two species of fiddler crabs were evaluated: *U. thayeri* and *U. uruguayensis*. These
18 species were selected because previous studies suggest that organic content is an important
19 factor for their distribution (Costa and Negreiros-Fransozo, 2001; Bezerra et al. 2006; Ribeiro et
20 al. 2005; Thurman et al. 2013).

21 Sediment organic content decreases when moving from water to land (Huettel et al.
22 1996; Lallier-verges et al. 1998; Bouillon et al. 2003). Fifteen transects perpendicular to the
23 water line were made for each population between September 2014 and February 2015. A
24 square was placed at each meter of the transect (75 cm side) where 5 sediment samples, each
25 5 mm in depth with a core of 3.2 mm diameter, were collected. We only collected the surface
26 portion of the sediment because we assumed that the organic content of the sediment surface
27 reflected the food accessed by crabs, regardless of quality. Samples of sediment were placed
28 into labeled plastic bags and frozen. In the laboratory, samples were dried at 72 °C for 48 hours
29 and incinerated at 550 °C for 5 hours (adapted from Luczak et al. 1997). The percentage of
30 organic matter was obtained by subtracting the weight of the incinerated material from the

1 weight of the dry sample. Each burrow inside all squares was excavated and all crabs were
2 collected, identified, and measured (maximum carapace width in mm). The crabs were released
3 into their habitat after measurements.

4 The criterion used to start or end transects was the presence or absence of the species
5 of interest. This assured the evaluation of the effects of organic sediment contents only within
6 the population boundaries.

7

8 2.1.1 Statistical analyses

9 Analysis of Co-Variance (ANCOVA) was used to compare the relationship of crab size
10 or crab density to organic matter content between estuaries. Treatments represented the
11 different estuaries for analytical purposes, and their covariate was the percentage of organic
12 matter. First, we tested for differences between the slopes of the relationship between variable
13 response and organic content in sediment at different estuaries. If slopes were homogeneous, it
14 was valid to test for differences between size and density at estuaries after consideration of any
15 relationship to sediment organic matter content. If slopes were not homogeneous, we used
16 either a t-test to compare size and density between estuaries or linear regression to test any
17 relationship between size, density, and percentage of organic content in each estuary. We
18 evaluated the assumption of homogeneity in sample variances using Levine's test, and log (x +
19 1) transformed data when this assumption was violated.

20

21 2.2 Laboratory experiment: testing the intra-specific preference of fiddler crabs for different
22 sediment organic contents.

23

24 2.2.1 Experimental design

25 We used *U. uruguayensis* males as a model organism to test the intra-specific
26 preference of fiddler crabs for sediments with either high or low organic content. We selected
27 this species because it demands little space and sediment because of its small size. We
28 evaluated two crab sizes based on the mean \pm standard error carapace width ($t = 21.92$, $df =$
29 94 , $p < 0.001$): large crabs (11.89 ± 0.23 mm) and small crabs (8.07 ± 0.88 mm). *Uca*
30 *uruguayensis* reaches sexual maturity at about 7 mm of carapace width (Hirose et al. 2013), but

1 this size presented challenges for making observations. Thus, we chose to use larger, sexually
2 mature crabs. Crabs were collected from the Praia Grande estuary (described in section 2.1),
3 taken to the laboratory, and introduced to treatments conditions (described below in this
4 section) on the same day.

5 To evaluate the selection of crabs based on differing organic content, we made
6 microcosms (glass containers: 40 x 10 x 20 cm) divided into two compartments (20 x 10 x 20
7 cm) filled with a sediment column of 10 cm. The area of the microcosm was based on the
8 maximum density of *U. uruguayensis* observed at the Praia Grande estuary (see in the results,
9 section 3.1.1), so that each compartment was sufficient for enclosing the territory of an
10 individual crab (around 14 cm²). The depth of the sediment column (10cm) was established in
11 accordance with the maximum depth of the burrow for this species (Machado et al.2013). We
12 used one crab per microcosm to avoid intra-specific competition for territory as an interference
13 factor.

14 We recorded the number of times each crab scooped the sediment and put it into his
15 mouth, and the number of burrows in each compartment. The preference of large and small *U.*
16 *uruguayensis* for sediments with differing organic content was tested using an experimental
17 design (Figure 1, number of replicate per treatment = 12) based on the work of Olabarria et al.
18 (2002) and Underwood et al. (2004). To avoid the initial selection of crabs for a specific side of
19 the microcosm as an interference factor, half of the animals were released on the left side and
20 the other half were released on the right side for each treatment. One side was systematically
21 selected as reference (indicated by a subscript *t* in each treatment, Figure 1).

22 We compared the proportion of scoops and burrows dug in each sediment type with and
23 without choice. The proportion of scoops or burrows was calculated for each treatment, and in
24 both compartments, including the selected compartment.

25 Thus, the preference of *U. uruguayensis* for sediments with high organic content could
26 be indicated by a greater proportion of scoops or burrows dug into this type of sediment,
27 compared to what is expected by chance if no preference was expressed. The chance of crabs
28 scooping the sediment and building burrows in each microcosm compartment was estimated
29 from treatments where there was no choice. Preference for sediments with high organic content
30 was assumed when the following hypothesis was accepted

$$H_3: \frac{n_{Ht1}}{N_1} > \frac{n_{Ht2}}{N_2}, \frac{n_{Lt3}}{N_3} > \frac{n_{Lt4}}{N_4}$$

2 In this equation, n_{Hti} or n_{Lti} is the number of scoops or burrows observed in each
 3 microcosm compartment (*High: H* or *Low: L* organic content) selected (identified by subscript t);
 4 N is the total number of scoops or burrows observed in both compartments; and $i = 1, 2, 3$ e 4
 5 indicates the treatment. The selected treatment was 1 e 4, and without selection was 2 and 3
 6 (figure 1).

7 If crabs prefer sediments with high organic content then the proportion of scoops, or
 8 burrows dug, in selected compartments (indicated by subscript t) for treatments 1, 2, and 3 must
 9 be greater than that observed for treatment L4. Consequently, in treatment 4, crabs tended to
 10 feed and build their burrows in the high organic matter compartment (H), supporting the use of
 11 L_t . In treatments with no choice (2 and 3) crabs had equal chances to feed and build burrows in
 12 either compartment. It is hypothesized that the proportion of scoops and burrows in H_t1 is larger
 13 than H_t2 e H_t3 .

14 The preference of *U. uruguayensis* was evaluated for both large and small crabs, but
 15 not between size classes. The comparison of the total amount of scoops or burrows dug
 16 between the large and small crabs in each type of sediment was performed only between
 17 treatments.

18

19 2.2.2 Details about microcosm preparation

20 To obtain different organic contents we collected sediments from the upper level (lower
 21 organic content) and lower level (higher organic content) of the intertidal zone. Sediment was
 22 collected from the Praia Grande estuary, where variation in organic matter perpendicular to the
 23 water line was previously assessed (as described in section 2.1). The sediment was only
 24 collected from within the *U. uruguayensis* distribution. We collect approximately 100 L of each
 25 sediment type. Sediment was collected on the same day of the experiment and homogenized in
 26 20 L boxes. From each box we removed three 60 g samples for granulometric analysis following
 27 the method of Suguio (1973). Samples were homogenized, a portion of the 60 g was treated
 28 with H_2O_2 , and the treated portion was dried in an oven at 60 °C for two days. Samples were
 29 then weighed and subjected to elutriation. Samples were then dried again and reweighed to
 30 obtain the percentage of mud (silt and clay). A set of sieves, with mesh sizes of 0.5 mm (very

1 coarse sand), 0.25 mm (coarse sand), 0.125 mm (medium sand), 0.062 mm (fine sand), and
2 0.062 mm (very fine sand) were used to categorize sand types. Mechanical agitation was
3 applied for 15 min with a sieve shaker and the frequency of each grade was expressed as
4 percentage of total weight.

5 We put approximately 2 L of sediment in each compartment. Excess water was
6 removed from the microcosm sediment surface with a sponge. We wait 24 hr to insert the crabs
7 into the microcosms in order to stabilize the sediment biota. Before inserting the crabs, we
8 collected 3 samples (about 10 g) from the sediment surface (approximately 0.5 mm deep) of
9 each compartment with a small spoon. Samples were used to obtain the organic content by
10 weight loss ignition (described in section 2.1).

11 We collected sediment from within the *U. uruguayensis* distribution. However, since we
12 used sediments from different regions of the intertidal zone our methodology introduced a bias.
13 Variables in the sediment besides organic matter are found perpendicular to the waterline, such
14 as: grain size (Yang et al. 2009), humidity (Hughes et al. 1998), and biota (Jennings and
15 Nelson, 1992). We previously tested other methods that use the same type of sediment (either
16 artificial material or crab habitat sediment) and we varied the organic content using ration
17 (method used by Rodríguez et al. 1992) or humus. These methods were not effective for *U.*
18 *uruguayensis* because they did not feed and some died. The interest of our work is focused on
19 the effects of organic matter on fiddler crab populations, and we assume that organic content is
20 inseparable from other sediment variables.

21 Crabs remained in treatments to acclimate for a time period that was established based
22 on preliminary observations where we evaluated the number of active animals in the sediment
23 surface. After 120 hr of acclimation each crab was observed for 10 min and the number of
24 scoops and burrows were recorded. All animals were observed on the same day. Animals were
25 kept on a light regime consisting of 12 hr of light and 12 hr of darkness, and at an average
26 temperature of 30.0 °C (SD ± 1.0). Microcosm walls were covered with opaque, black plastic to
27 avoid visual interference between animals.

28 This research had permission from the system of authorization and information on
29 biodiversity (Sisbio) of the Brazilian Ministry of the Environment (number: 47478-1).

30

1 2.2.3 Statistical analyses

2 Hypotheses on crab preferences were evaluated using one-way analysis of variance
 3 (ANOVA). Comparisons between the number of scoops and burrows dug by large and small
 4 crabs in each type of sediment were carried out using a two-way ANOVA. Similarly, a two-way
 5 ANOVA was used to assess the percentage of organic matter in sediment microcosms used for
 6 large and small crabs. In all cases we evaluated the assumption of homogeneity and variance
 7 of samples. We considered 95% as a significance level. In instances of significant difference we
 8 used the post-hoc Scheffe test.

9

10 3. Results

11 3.1 Field experiment

12 3.1.1 Density variation of fiddler crabs

13 At the *U. thayeri* site of Praia Grande the variation in the percentage of sediment
 14 organic matter was larger (0.06 to 23.43, mean 8.99%) than that observed at Peruíbe (1.66 to
 15 11.90, mean 5.91%). The population density of *U. thayeri* was higher at Praia Grande (2.04 to
 16 34.0, mean 8.73 individuals per m²) compared to Peruíbe (2.0 to 24, mean 4.43 individuals per
 17 m²; $t = 3.09$, $df = 297$, $p = 0.002$). The relationship between organic content densities differed
 18 between estuaries for *U. thayeri* (Figure 2 A and B; $F_{1,295} = 5.97$, $p = 0.04$, ANCOVA). There was
 19 a significant negative relationship between the density of *U. thayeri* and organic content at Praia
 20 Grande (Regression analysis: $F_{1,179} = 28.22$, $r^2 = 0.136$, $p < 0.001$), but there was no such
 21 relationship at Peruíbe ($F_{1,116} = 0.22$, $r^2 = 0.002$, $p = 0.635$).

22 At the Praia Grande *U. uruguayensis* site variation in organic content was greater (0.01
 23 to 9.55, mean 1.7 %) than it was at Peruíbe (0.48 to 6.18, mean 2.27 %). There was no
 24 difference between estuaries in the relationship of crab density to sediment organic matter
 25 (Figure 2 C; ANCOVA, interaction term *Location*Organics*: $F_{1,225} = 1.118$, $p = 0.291$). At Praia
 26 Grande, *U. uruguayensis* density was lower (2.04 to 59.18, mean 14.72 individuals per m²) than
 27 at Peruíbe (4.08 to 177.55, mean 38.77 individuals per m²; $F_{1,226} = 57.978$, $p < 0.0001$,
 28 ANCOVA). The effect of organic matter on the density of these crabs also differed between the
 29 two populations ($F_{1,226} = 541$, $p = 0.021$, ANCOVA). Linear regression did not show a

1 relationship between the density of *U. uruguayensis* and the organic matter content at Praia
 2 Grande ($F_{1,91} = 8.335$, $r^2 = 0.08$, $p = 0.05$) or at Peruíbe ($F_{1,134} = 0.290$, $r^2 = 0.02$, $p = 0.591$).

3

4 3.1.2 Size variation of fiddler crabs

5 In both estuaries the size of *U. thayeri* decreased with organic matter increase. There
 6 was no difference between estuaries in crab size to sediment organic matter relationship
 7 (ANCOVA, interaction term *Location*Organics*: $F_{1,295} = 0.008$, $p = 0.930$). Average crab size
 8 differed between estuaries ($F_{1,296} = 16.010$, $p < 0.001$). At Praia Grande *U. thayeri* crabs were
 9 smaller (3.3 to 22.8, mean 9.9 mm) than they were at Peruíbe (3.6 to 24.3, mean 12.6 mm).
 10 Data from the two estuaries were therefore pooled. A linear regression on these pooled data
 11 found a negative relationship between the size of *U. thayeri* and sediment organic matter
 12 content (Figure 3 A; $F_{1,297} = 4.47$, $r^2 = 0.015$, $p = 0.035$).

13 In both populations the size of *U. uruguayensis* decreased as organic matter increased.
 14 There was no difference between estuaries in the crab size to sediment organic matter
 15 relationship (Figure 3 B; ANCOVA, interaction term *Location*Organics*: $F_{1,225} = 0.121$, $p =$
 16 0.728). At Praia Grande, *U. uruguayensis* crabs were larger (0.9 to 10.72, mean 6.4 mm) than
 17 at Peruíbe (3.4 to 7.6, mean 5.4 mm; $F_{1,226} = 0.058$, $p = 0.025$, ANCOVA). The effects of organic
 18 matter on the size of *U. uruguayensis* differed between estuaries ($F_{1,226} = 11.026$, $p = 0.01$). At
 19 Praia Grande the relationship of organic content to crab size was smaller ($F_{1,91} = 5.56$, $r^2 =$
 20 0.058 , $p = 0.02$) than at Peruíbe ($F_{1,134} = 11.28$, $r^2 = 0.078$, $p = 0.001$).

21

22 3.2 Laboratory experiment

23 3.2.1 Organic matter and grain size of microcosm sediment

24 The mean \pm standard error of the organic content of sediments used in microcosms was
 25 $5.84\% \pm 0.19$ and $1.81 \pm 0.12\%$ for groups with high and low organic matter, respectively. The
 26 difference in organic matter was observed between microcosm compartments, depending on
 27 the treatment used (ANOVA, interaction term *tratament*compartment*: $F_{3,176} = 66.155$, $MS =$
 28 134.026 , $p < 0.0001$). In treatments with no choice, organic matter did not vary between
 29 compartments ($p < 0.05$, Scheffe test). In multi-choice treatments, organic matter in sediment
 30 was greater in one compartment relative to another ($p < 0.001$, Scheffe test).

1 Both sediment types were primarily composed of mud, sand, and fine sand. High
 2 organic content sediment was composed of: 34.10 % mud, 1.55 % very coarse sand, 1.11 %
 3 coarse sand, 1.43 % medium sand, 24.59 % fine sand, and 36.40 % very fine sand. Low
 4 organic content sediment was composed of: 45.07 % mud, 0.23 % very coarse sand, 1.22 %
 5 coarse sand, 2.75 % medium sand, 23.26 % fine sand, and 26.40 % very fine sand.

6 3.2.2 Organic matter and habitat preference

7 *Uca uruguayensis* has no preference for feeding or habitat areas based on sediment
 8 organic matter (figure 4 A and B). The proportion of scoops was essentially the same between
 9 treatments for large crabs (one-way ANOVA: $F_{3,44} = 0.7612$, $MS = 0.1624$, $p = 0.5219$) and
 10 small crabs (one-way ANOVA: $F_{3,44} = 0.2382$, $MS = 0.0571$, $p < 0.8692$). Moreover, *U.*
 11 *uruguayensis* did not show a burrowing location preference. The proportion of burrows did not
 12 differ between treatments for either large crabs (one-way ANOVA: $F_{3,44} = 0.6564$, $MS = 0.0461$,
 13 $p = 0.5832$) or small crabs (one-way ANOVA: $F_{3,44} = 1.7544$, $MS = 0.1471$, $p < 0.1698$).

14 3.2.2 Comparison of sediment ingesting and burrows dug by different size crabs in different 15 sediment types

16 The amount of sediment ingested by crabs differs between treatments (two-way
 17 ANOVA: $F_{1,44} = 22.6110$, $MS = 203580.8$, $p < 0.0001$) and sizes (two-way ANOVA: $F_{1,44} =$
 18 13.6856 , $MS = 123221.3$, $p = 0.0005$). Crabs of both sizes fed more frequently in low organic
 19 content microcosms (mean \pm SD of scoops in the sediment = 152.16 ± 5.16) compared to those
 20 with high content (figure 5, A; mean \pm SD = 78.02 scoops in the sediment ± 3.46). Large crabs
 21 scooped the sediment 67.04 ($SD \pm 3.19$) times and small crabs scooped 173.5 ($SD \pm 5.82$) times,
 22 regardless of treatment (Figure 5, A). Crabs dug approximately one burrow per compartment
 23 (mean \pm SD: 0.92 ± 0.12), regardless of size (two-way ANOVA: $F_{1,44} = 0.4658$, $MS = 1.0208$, $p =$
 24 0.4984) or amount of sediment organic matter (figure 5, B; two-way ANOVA: $F_{1,44} = 0.0095$, MS
 25 $= 0.0208$, $p = 0.9227$).

26 4. Discussion

27 Organic content variation in intertidal surface sediments promotes intra-specific
 28 differential distribution of fiddler crabs. Sites with higher organic content support higher density

1 populations. Within a mono-specific patch, larger crabs predominantly inhabit the upper level of
2 the intertidal zone where less organic matter is present. Distribution patterns are not the result
3 of crab preference behavior by the amount of organic matter in the sediment. Crabs spend less
4 time feeding on sediments with more organic matter. We suggest that the organic matter levels
5 in the sediment surface indicate the amount of available food for crabs, regardless of the
6 specific food item by a species. Because of this, sites with more organic matter support higher
7 density populations. We observed that large crabs feed less frequently than smaller crabs and
8 we propose that large crabs can survive in the upper intertidal zone where less organic matter is
9 present.

10 Fiddler crabs eat bacteria, micro-algae, plants, debris, or meiofauna from the sediment
11 surface (Haines and Montague, 1979; Dye and Lasiak, 1987; Currin, 1995; France, 1998;
12 Hisieh et al. 2002; Reinsel, 2004). Regardless of the quality of the food, this study demonstrates
13 that amount of the total organic matter in the sediment surface has an effect on crab
14 distribution. We observed that both *U. thayeri* and *U. uruguayensis* populations are at higher
15 densities at sites where the sediment contains more organic matter. The relationship that we
16 observed between crab size and sediment organic matter content was weak. We assert that
17 associations are not enough to explain the effects of one variable on another because any third
18 variable could be the cause of the apparent association between the first two (Underwood,
19 1997; Zar, 2010). However, the relationship between the density of *U. thayeri* and *U.*
20 *uruguayensis* and sediment organic content is consistent with previous findings (Costa and
21 Negreiros-Fransozo, 2001; Ribeiro et al. 2005; Bezerra et al. 2006). Despite the limits of this
22 logical approach, our laboratory experiment results clearly show that crab feeding depends on
23 the amount of organic matter in the sediment and size of the animal. *Uca uruguayensis*
24 individuals eat less in sediments with higher organic content. Based on our findings, the
25 hypothesis that sediment organic content influences the distribution of the fiddler crabs is valid.
26 The quantitative method of ignition weight loss is a useful tool in studies on fiddler crab
27 distribution.

28 Other studies show that fiddler crab density is associated with sediment organic matter
29 (Costa and Negreiros-Fransozo, 2001; Bezerra et al. 2006; Ribeiro et al. 2005; Mokhtari et al.
30 2015). Organic matter is a source of inter-specific zonation of fiddler crabs (Kolck et al. 2005;

1 Bezerra et al 2006; Mokhtari et al. 2015). It is suggested that *U. thayeri* and *U. chlorophthalmus*
2 prefer to inhabit mangrove forests or lower regions of the intertidal zone because sediment
3 organic content is greater in these locations, thus resulting in higher densities of these species
4 relative to other species (Icely and Jones, 1978; Thurman et al. 2013). While *U. uruguayensis*
5 are at higher densities at sites with high organic matter, in controlled laboratory tests we found
6 that this species does not select feeding areas based on the parameters we tested. Therefore,
7 inter-specific zonation should not be attributed to the preference of crabs for different types of
8 sediment alone. Moreover, in three of the four populations studied density was not associated
9 with variation in organic matter perpendicular to the waterline. Based in this we suggest that
10 organic matter is not the only factor influencing fiddler crab species zonation.

11 Other factors can influence the range occupied by each fiddler crabs species. For
12 example, species differ in the morphology of their maxillipeds (Costa andNegreiros-Fransozo,
13 2001; Colpo and Negreiros-Fransozo, 2013). This can influence species zonation based on the
14 distribution of sediment grain size in the intertidal zone (Costa and Negreiros-Fransozo, 2001,
15 Mokhtari et al 2015). Furthermore, different species of crabs are known to consume different
16 food items (Hisieh et al. 2002). The differential availability of food items could define different
17 occupancy bands between species (Hisieh et al. 2002; Weis and Weis, 2004). Fiddler crabs
18 also have different tolerances for salinity (Miller and Maurer, 1973) and dehydration (Herreid II,
19 1969). Such physiological differences may also influence crab occupation band. Based on our
20 findings, sediment organic content influences only the distribution of each species.

21 At the intra-specific level, organic matter exhibits two effects on fiddler crab distribution.
22 First, it affects the population density at different sites, with high organic content supporting a
23 greater number of individuals. Higher density populations due to food amounts have been
24 reported for blue crabs *Callinectes sapidus* (Seitz et al. 2003), island lizards *Podarcis gaigeae*
25 (Parfilis et al. 2009), and red squirrels *Sciurus vulgaris* (Wauters et al. 2001). A greater
26 abundance of food implies higher survival rates and a greater fitness of individuals (Cruz-Rivera
27 and Hay, 2000). Ultimately, areas with more food maintain more individuals than areas with less
28 food.

1 Second, organic content affects the distribution of different size crabs within the same
2 patch. Again, preference cannot be attributed to the differential distribution observed between
3 the large and small crabs. Large *U. thayeri* and *U. uruguayensis* individuals tend to inhabit the
4 intertidal zone upper levels within a respective patch. This trend is also observed for *U. vocans*
5 (Murai et al. 1983), *U. pugnax* (Bertness and Miller, 1984), and *U. tangeri* (Ens et al.1993). Ens
6 et al. (1993) suggest that large fiddler crabs build burrows in the high level of the intertidal zone
7 because of risk of predation by fish and blue crabs at low levels. Sediment hardness and the
8 presence of plant roots are other factors that hinder burrow digging and may influence the
9 differential distribution of crabs (Bertness and Miller, 1984). Under controlled, laboratory
10 conditions, without the interference of other factors such as predators or roots, *U. uruguayensis*
11 showed no preference for digging burrows in sediments that vary simply by organic matter.

12 However, small crabs fed twice as frequently as larger crabs in our tests irrespective of
13 the sediment organic content. Among crustaceans, young individuals are known to feed more
14 frequently than older individuals because of energy spent molting during growth (Hartnoll, 2001;
15 McWilliam and Phillips, 2007; Willian and Hartnoll, 2007). We suggest that the low level of the
16 intertidal zone favor the survival of juvenile fiddler crabs because they require more food as they
17 grow. Large fiddler crabs can survive in the upper regions of the intertidal zone where they also
18 avoid predators. Future studies focusing on competition for space and qualitative aspects of the
19 food eaten between juveniles and adults will expand the body of knowledge on the intraspecific
20 distribution of fiddler crabs.

21 **5. Acknowledgements**

22 We thank Oliveira R., Miyai C., Carvalho R., Jimenez P., Pardo J., Natálio L.F., Arvigo
23 A., Citadin M., Cossignani E., Niero T., Ogata B., Fortuna M., Wendeborn M., Vianna
24 B., Fogo B., and Cordeiro L. for their help in field and laboratory work; Granado P.,
25 Sanches F.H.C. and Machado G. for suggestions in statistical analyses; and Fornari M.
26 for her suggestion on particle size analysis. This work was financial supporting by grant
27 #2014/00456-7, São Paulo Research Foundation (FAPESP) (De Grande, FR) and by
28 the Brazilian Research Council (CNPq # 303400/2012-9) (Costa, TM).

30 **6. References**

- 1 Benetti, A.S., Negreiros-Fransozo, M.L., Costa, T.M., 2007. Population and reproductive biology
2 of the crab *Uca burgersi* (Crustacea: Ocypodidae) in three subtropical mangrove forests.
3 Rev. Biol. Trop. 55, 55-70.
- 4 Bertness, M.D., Miller, T., 1984. The distribution and dynamics of *Uca pugnax* (Smith) burrows
5 in a New England salt marsh. J. Exp. Mar. Biol. Ecol. 76, 159-164.
- 6 Bezerra, L.E.A., Dias, C.B., Santana, G.X., Matthews-cascon, H., 2006. Spatial distribution of
7 fiddler crabs (genus *Uca*) in a tropical mangrove of northeast Brazil. Sci. Mar. 70, 759–
8 766.
- 9 Botto, F., Iribarne, O., 2000. Contrasting effects of two burrowing crabs (*Chasmagnathus*
10 *granulate* and *Uca uruguayensis*) on sediment composition and transporting in estuarine
11 environments. Estuar. Coast. Shelf S. 51, 141-151.
- 12 Bouillon, S., Rao, A.V.V.S., Koedam, N., Dehairs, F. 2003. Sources of organic carbon in
13 mangrove sediments : variability and possible ecological implications. Hydrobiologia. 495,
14 33–39.
- 15 Cammen, L.M., Seneca, E.D., Stroud, L.M., 1980. Energy flow through the fiddler crabs *Uca*
16 *pugnax* and *U. minax* and the marsh periwinkle *Littorina irrorata* in a North Carolina salt
17 marsh. Am. Midl. Nat. 103, 238-250.
- 18 Colpo, K.D., Negreiros-Fransozo, M.L., 2003. Reproductive output of *Uca vocator* (Herbst,
19 1804) (Brachyura, Ocypodidae) from three subtropical mangroves in Brazil. Crustaceana.
20 76, 1-11.
- 21 Colpo, K.D., Negreiros-Fransozo, M.L., 2013. Morphological diversity of setae on the second
22 maxilliped of fiddler crabs (Decapoda: Ocypodidae) from the southwestern Atlantic coast.
23 Invertebr. Biol. 132, 38-45.
- 24 Costa, T.M., Negreiros-Fransozo M.L. (2001). Morphological adaptation of second maxilliped in
25 semiterrestrial of genus *Uca* Leach, 1814 (Decapoda, Ocypodidae) from a subtropical
26 Brazilian mangrove. Nauplius. 9, 123–131.
- 27 Crane, J., 1975. Fiddler Crabs of the World Ocypodidae: genus *Uca*, first ed. Princeton
28 University Press, New York.
- 29 Cruz-Rivera, E., Hay, M., 2000. Can quantity replace quality? Food choice, compensatory
30 feeding, and fitness of marine meso grazers. Ecology. 1, 201-219.
- 31 Currin, C.A., Newell, S.Y., Paerl, H.W., 1995. The role of standing dead *Spartina alterniflora* and
32 benthic microalgae in salt marsh food webs: considerations based on multiple stable
33 isotope analysis. Mar. Ecol-Prog. Ser. 121, 99–116.
- 34 Daleo, P., Ribeiro, P., Iribarne, O., 2003. The SW Atlantic burrowing crab *Chasmagnathus*
35 *granulatus* Dana affects the distribution and survival of the fiddler crab *Uca uruguayensis*
36 Nobili. J. Exp. Mar. Biol. Ecol. 291:255–267
- 37 Dye, A.H., Lasiah, T., 1987. Assimilation efficiencies of fiddler crabs and deposit-feeding
38 gastropods from tropical mangrove sediments. Comp. Biochem. Phys. A. 87, 341-344.
- 39 Ens, B.J., Klaassen, N., Zwarts, L., 1993. Flocking and feeding in the fiddler crab (*Uca tangeri*):
40 prey availability as risk-taking behavior. Neth. J. Sea Res. 31, 477–494.
- 41 Epifanio, C.E., Little, K.T., Rowe, P.M., 1988. Dispersal and recruitment of fiddler crab larvae in
42 the Delaware River estuary. Mar. Ecol-Prog. Ser. 43, 181-188.

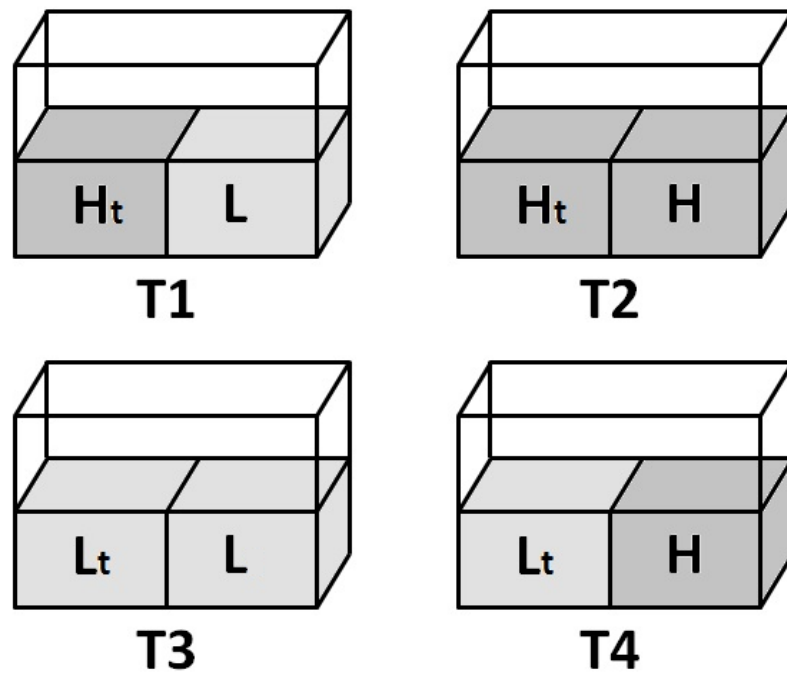
- 1 France, R., 1998. Estimating the assimilation of mangrove detritus by fiddler crabs in Laguna
2 Joyuda, Puerto Rico using dual stable isotopes. *J. Trop. Ecol.* 14, 413-425.
- 3 Frith, D.W., Brunenmeister, S. 1980. Ecological and population studies of fiddler crabs
4 (*Ocypodidae*, genus *Uca*) on a mangrove shore at Phuket Island, western peninsular
5 Thailand. *Crustaceana.* 39,157-184.
- 6 Genoni, G.P. 1985. Food limitation in salt marsh fiddler crabs *Uca rapax* (Smith) (Decapoda:
7 *Ocypodidae*). *J. Exp. Mar. Biol. Ecol.* 87, 97-110.
- 8 Haines, E.B., Montague, C.L., 1979. Food Sources of Estuarine Invertebrates Analyzed Using
9 $\delta^{13}\text{C}$ / $\delta^{12}\text{C}$ Ratios. *Ecology.* 60, 48-56.
- 10 Hartnoll, R.G. 2001. Growth in Crustacea – twenty years on. *Hydrobiologia.* 449, 111-122.
- 11 Hirose, G.L., Negreiros-Fransozo, M.L., 2008. Population biology of *Uca maracoani* Latreille
12 1802-1803 (Crustacea, Brachyura, *Ocypodidae*) on the south-eastern coast of Brazil.
13 *Panam. J.Aquat. Sci.* 3, 373-383.
- 14 Hsieh, H.L., Chen, C.P., Chen, Y.G., Yan, H.H., 2002. Diversity of benthic organic matter flows
15 through polychaetes and crabs in a mangrove estuary: $\delta^{13}\text{C}$ and $\delta^{34}\text{S}$ signals. *Mar.*
16 *Ecol.Prog-Ser.* 227, 145-155.
- 17 Huettel, A., Ziebis, W., Forster, S., 1996. Flow-induced uptake of particulate matter in
18 permeable sediments. *Limnol. Oceanogr.* 41, 309–322.
- 19 Hughes, C.E., Binning, P., Willgoose, G.R., 1998. Characterization of the hydrology of an
20 estuarine wetland. *J. Hydrol.* 211, 34-49.
- 21 Icely, J.D., Jones, D.A., 1978. Factors affecting the distribution of the genus *Uca* (Crustacea:
22 *Ocypodidae*) on an east African shore. *Estuar. Coast. Mar. Sc.* 6, 315-325.
- 23 Jennings, A.E., Nelson, A.R., 1992. Foraminiferal assemblage zones in Oregon tidal marshes-
24 relation to marsh floral zones and sea level. *J.Foramin. Res.* 22, 13-29.
- 25 Koch, V., Wolff, M., Dele, K.,2005. Energy budget and ecological role of mangrove epibenthos
26 in the Caeté estuary, North Brazil. *Mar. Ecol. Prog-Ser.* 228, 119-130.
- 27 Koga, T., Backwell, P.R.Y., Christy, J.H., Murai, M., Kasuya, E. 2001. Male-biased predation of
28 fiddler crab. *Anim.Behav.*62, 201-207.
- 29 Koga, T., Backwell, P.R.Y., Jennions, M.D., Christy, J.H.,2015. Elevated predation risk changes
30 mating behavior and courtship in fiddler crabs. *Proc. R. Soc. Lond. B* 265, 1395-1390.
- 31 Kristensen, E., 2008. Mangrove crabs as ecosystem engineers; with emphasis on sediment
32 processes. *J. Sea Res.* 59, 30-43.
- 33 Krumme, U., Keuthen, H., Saint-Paul, U., Villwock, W., 2007. Contribution to the feeding
34 ecology of the banded puffer fish *Colomesus psittacus* (Tetraodontidae) in north Brazilian
35 mangrove creeks. *Braz. J. Biol.* 67, 383–92.
- 36 Lallier-verges, E., Perrussel, B., Disnar, R., Baltzer, F. 1998. Relationships between
37 environmental conditions and the digenetic evolution of organic matter derived from higher
38 plants in a modern mangrove swamp system (Guadeloupe, French West Indies). *Org.*
39 *Geochem.*29, 1663-1686.

- 1 Luczak, C., Janquin, M., Kupka, A. 1997. Simple standard procedure for the routine
2 determination of organic matter in marine sediment. *Hydrobiologia*. 345, 87-94.
- 3 Machado, G.B.O, Gusmão-Junior, J.B.L, Costa, T.M. 2013. Burrow morphology of *Uca*
4 *uruguayensis* and *Uca leptodactylus* (Decapoda: Ocypodidae) from a subtropical
5 mangrove forest in the western Atlantic. *Integr. Zool.* 8, 307–14.
- 6 Macintosh, D.J., Ashton, E.C., Havanon, S. 2002. Mangrove rehabilitation and intertidal
7 biodiversity: a study in Ranong Mangrove Ecosystem, Thailand. *Estuar. Coast.Shelf S.* 33,
8 331-345.
- 9 McWilliam, P., Phillips, B.F., 2007. Spiny lobster development: mechanisms inducing
10 metamorphosis to the puerulus: a review. *Rev. Fish Biol. Fish.*17, 615-632.
- 11 Michaels, R.E., Zieman, J.C., 2013. Fiddler crabs (*Ucaspp*) burrows have a little effect
12 surrounding sediment oxygen concentration. *J. Exp. Mar. Biol. Ecol.*448, 104-113.
- 13 Miller, D.C., 1961. The feeding mechanisms of fiddler crabs with ecological considerations of
14 feeding adaptations. *Zool. Sci. Contrib. N. Y. Zool. Soc.*46, 8-100.
- 15 Mokhtari, M., Ghaffar, M.A., Usup, G., Cob, Z.C., 2015. Determination of key environmental
16 factors responsible for distribution patterns of fiddler crabs in a tropical mangrove
17 ecosystem. *PLoS one.* 10, 01-17.
- 18 Murai, M., Goshima, S., Nakasone, Y. 1983. Adaptive driving behavior observed in the fiddler
19 crab *Uca vocans vocans*. *Mar. Biol.* 76,159-164.
- 20 Nobbs, M., 2003. Effects of vegetation differ among three species of fiddler crabs (*Uca* spp.). *J.*
21 *Exp. Mar. Biol. Ecol.* 284, 41–50.
- 22 Olabarria, C., Underwood, A.J., Chapman, M.G., 2002. Appropriate experimental design to
23 evaluate preferences for microhabitat: an example of preferences by species of
24 microgastropods. *Oecologia.* 132,159-166.
- 25 Parfiliis, P., Meiri, S., Fofopoulus, J.,Valako, E., 2009. Intra-specific competition and high food
26 availability are associated with insular gigantism in a lizard. *Naturwissenschaften* 96,1107–
27 1113.
- 28 Potvin, C., Roff, D., 1993. Distribution-free and robust statistical methods: viable alternatives to
29 parametric statistics. *Ecology.*74, 1617–1628.
- 30 Reinsel, K.A., 2004. Impact of fiddler crab foraging and tidal inundation on an intertidal sandflat:
31 season-dependent effects in one tidal cycle. *J. Exp. Mar. Biol. Ecol.* 313, 1-17.
- 32 Reinsel, K.A., Rittschof D., 1995. Environmental regulation of foraging in the sand fiddler crab
33 *Uca pugilator* (Bosc 1802). *J. Exp. Mar. Biol. Ecol.* 187, 269-287.
- 34 Ribeiro, P.D., Iribarne, O.O., Daleo P., 2005. The relative importance of substratum
35 characteristics and recruitment in determining the spatial distribution of the fiddler crab
36 *Uca uruguayensis* Nobili. *J. Exp. Mar. Biol. Ecol.* 314:99–111
- 37 Rulison, E.L., Luiselli, L., Burke, R.L., 2012. Relative Impacts of Habitat and Geography on
38 Raccoon Diets. *Am. Midl. Nat.* 168, 231-246.
- 39 Sanford, E., Holzman, S.B., Haney, R.A., Rand, D.M., Bertness, M.D., 2006. Larval tolerance,
40 gene flow, and the northern geographic range limit of fiddler crabs. *Ecology.*87, 2882–94

- 1 Seitz, R.D., Lipcius, R.N., Stockhausen, W.T., Delano, K.A., Seebo M.S., Gerde, P.D. 2003.
2 Potential bottom-up control of blue crab distribution at various spatial scales. *B. Mar.Sci.*
3 72, 471-490.
- 4 Suguio K., 1973. *Introdução à sedimentologia*, first ed. São Paulo University Press, São Paulo.
- 5 Teal, J.M., 1962. Energy flow in the salt marsh ecosystem of Georgia. *Bull. Ecol. Soc. Am.* 43,
6 614-624.
- 7 Teal, J.M., 1958. Distribution of fiddler crabs in Georgia salt marshes. *Bull. Ecol. Soc. Am* 39:
8 186-193.
- 9 Thurman, C.L., Faria, S.C., McNamara, J.C. 2013. The distribution of fiddler crabs (*Uca*) along
10 the coast of Brazil: implications for biogeography of the western Atlantic Ocean. *Mar.*
11 *Biodivers. Rec.* 6, 01-21.
- 12 Underwood, A.J., 1997. *Experiments in ecology*, first ed. Cambridge University Press,
13 Cambridge
- 14 Underwood, A.J., Chapman, M.G., Crowe T.P. 2004. Identifying and understanding ecological
15 preferences for habitat or prey. *J. Exp. Mar. Biol. Ecol.* 300, 161–187.
- 16 Wauters, L.A., Gurnell, J., Preatoni, D., Tosi G., 2001. Effects of spatial variation in food
17 availability on spacing behaviour and demography of Eurasian red squirrels. *Ecography.*
18 24, 525-538.
- 19 Yang, S.L., Li, H., Ysebaert. T., Bouma, T.J., Zhang, W.X., Wang, Y.Y., Li, P., Li, M., Ding, P.X.,
20 2008. Spatial and temporal variation in sediment grain size in coastal wetlands, Yangtze
21 Delta: on the role of physical and biotic controls. *Estuar. Coast. Shelf S.* 77, 657–671.
- 22 Zar, J.H. 2010. *Biostatistical analysis* fifth ed. Prentice Hall, Upper Saddle River, New Jersey.
- 23
- 24
- 25
- 26
- 27
- 28
- 29
- 30
- 31
- 32
- 33
- 34

1 7. Figures

2



3 Figure 1: An experimental design overview is shown. Treatments (1-4) used in the
4 experiments to determine *Uca uruguayensis* sediment preference are shown. H is high
5 organic content, L is low organic content, and t indicates the compartment used as
6 reference to compare observed behaviors.

7

8

9

10

11

12

13

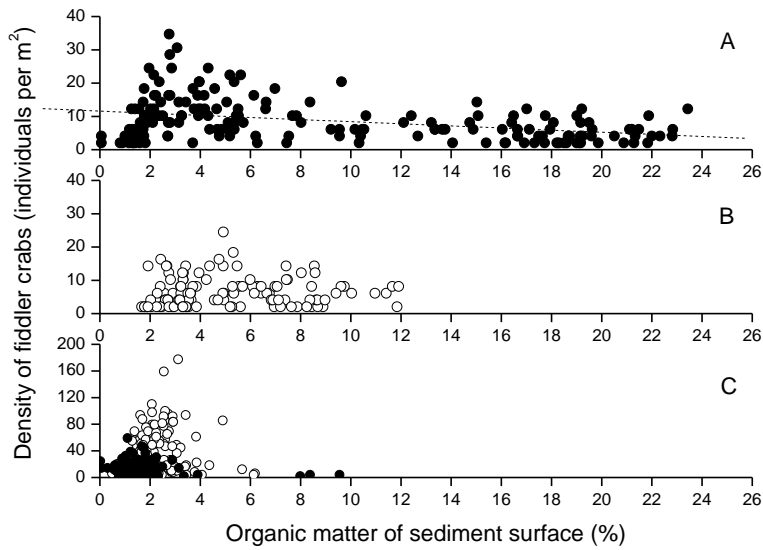
14

15

16

17

18



1

2

Figure 2. Influences of organic matter on fiddler crab density are shown. Density of

3

fiddler crabs according to percentage of sediment surface organic matter from estuaries at Praia

4

Grande (black circles) and Peruíbe (white circles). A: The relationship between the density of

5

Uca thayeri and sediment surface organic content at the Praia Grande estuary is shown. B: The

6

relationship between the density of *Uca thayeri* and sediment surface organic content at

7

Peruíbe is shown. C: Relationship between the density of *Uca Uruguayensis* and sediment

8

surface organic content at Praia Grande and Peruíbe sites is presented.

9

10

11

12

13

14

15

16

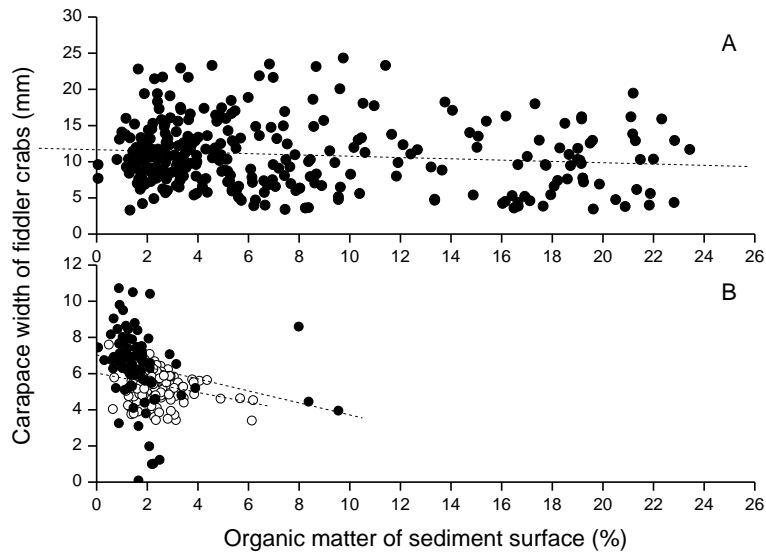
17

18

19

20

21



1

2

Figure 3: The influence of organic matter on fiddler crab size is shown. A: The

3

relationship between the size of *Uca thayeri* and the surface organic content at Praia Grande

4

and Peruíbe estuaries (combined data) is presented. B: The relationship between the size of

5

Uca uruguayensis and sediment surface organic content at estuaries of the Praia Grande (black

6

circle) and Peruíbe (white circle) is presented.

7

8

9

10

11

12

13

14

15

16

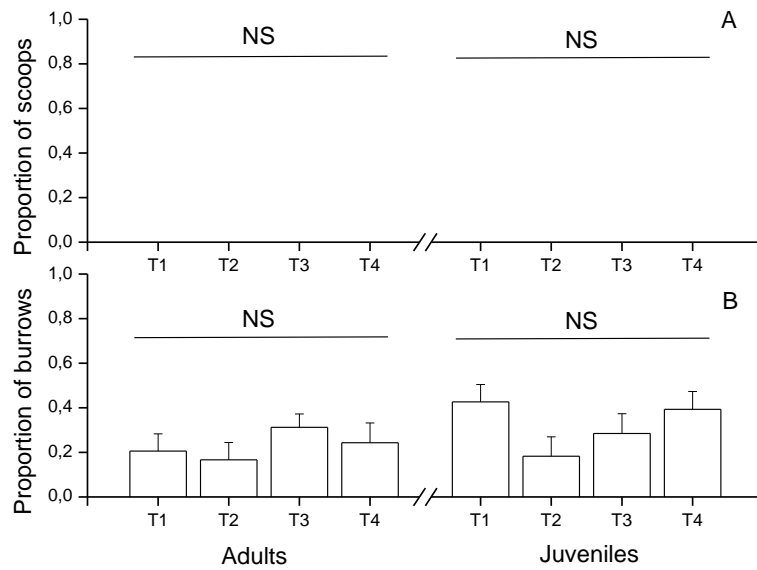
17

18

19

20

21



1

2

Figure 4. Experiments of preference. The *Uca uruguayensis* does not prefer feed or

3

habitat areas. The error bars represent the mean \pm standard error of the proportion (ratio

4

between the two compartments) of scoops and burrows. (A) and habitat (B), respectively.

5

T1...T4 is the treatments (see figure 1 for more details), NS indicate no difference among

6

treatments.

7

8

9

10

11

12

13

14

15

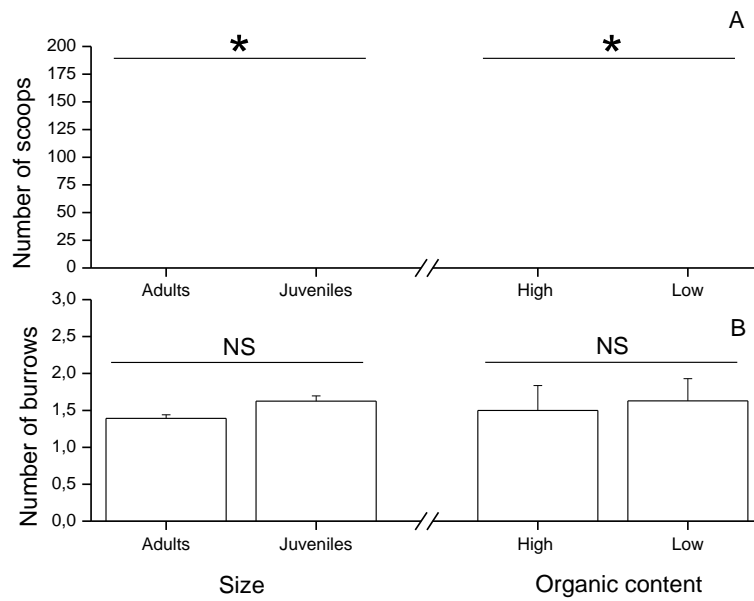
16

17

18

19

20



1

2 Figure 5. Sediment ingestion and burrows dug by *Uca uruguayensis* are shown. Error bars3 represent the mean \pm standard error of total scoops (A) and burrows dug (B) by adults and4 juveniles of *Uca uruguayensis* (left), and both sizes in sediments with high and low organic

5 contented treatments (right). The “*” indicates a significant difference and “NS” indicates no

6 significant differences

7

8

9

10

11

12

13

14

15

16

17

18

19

20